

Review a Manuscript



From Submission IJI <submission.iji@gmail.com>
To <fay@binabangsa.ac.id>
Date 2022-07-26 22:34

_IJI_quick_guide_how_to_review.pdf (~407 KB) Article 110422.doc (~504 KB) IJI Article Evaluation Form 110422h Yusuf.doc (~76 KB)

Dear Furtasan Ali Yusuf

We are happy to announce that the IJI is now **Scopus Q1**.

Subject:

"Parental Involvement and Student Achievement: A Meta-analysis of Publications in the Scopus Database"

We have identified you as one of the most suitable people world-wide to review the above manuscript. We hope that you will find this manuscript of interest. If you want we can send you a review certificate (If you would like a review certificate, **please specify this** when submitting your review). Thank you very much for your consideration and contributions. **Please could you confirm the receipt of this e-mail?**

Note: If it is possible, could you please send your report within two weeks? (Could you please send the files without converting them to PDF)

Sincerely yours,

International Journal of Instruction

--

International Journal of Instruction

<http://www.e-iji.net>

<http://www.gate-academy.ch>

We are happy to announce that the IJI is now **Scopus Q1**.



International Journal of Instruction Article Evaluation Form

Mr. /Mrs. Furtasan Ali Yusuf

It is to acknowledge you that the Executive Committee of *International Journal of Instruction* has decided that the article mentioned below would be reviewed by you. Thank you very much for your contributions.

Asim ARI
Editor in Chief

Name of the article: Parental Involvement and Student Achievement: A Meta-analysis of Publications in the Scopus Database

After reviewing the attached article, please read each item carefully and select the response that best reflects your opinion. To register your response, please **mark** or **type in** the appropriate block.

	Yes	Partially	No
Do you think the title is appropriate?	<input type="checkbox"/>	<input type="checkbox"/>	<input type="checkbox"/>
Does the abstract summarize the article clearly and effectively?	<input type="checkbox"/>	<input type="checkbox"/>	<input type="checkbox"/>
Are the objectives set clearly?	<input type="checkbox"/>	<input type="checkbox"/>	<input type="checkbox"/>
Is the issue stated clearly?	<input type="checkbox"/>	<input type="checkbox"/>	<input type="checkbox"/>
Is the literature review adequate?	<input type="checkbox"/>	<input type="checkbox"/>	<input type="checkbox"/>
Is the design of the research appropriate, and the exemplary, if any, suitable?	<input type="checkbox"/>	<input type="checkbox"/>	<input type="checkbox"/>
Is the methodology consistent with the practice?	<input type="checkbox"/>	<input type="checkbox"/>	<input type="checkbox"/>
Are the findings expressed clearly?	<input type="checkbox"/>	<input type="checkbox"/>	<input type="checkbox"/>
Is the presentation of the findings adequate and consistent?	<input type="checkbox"/>	<input type="checkbox"/>	<input type="checkbox"/>
Are the tables, if any, arranged well?	<input type="checkbox"/>	<input type="checkbox"/>	<input type="checkbox"/>
Are the conclusions and generalizations based on the findings?	<input type="checkbox"/>	<input type="checkbox"/>	<input type="checkbox"/>
Are the suggestions meaningful, valid, and based on the findings?	<input type="checkbox"/>	<input type="checkbox"/>	<input type="checkbox"/>
Are the references adequate?	<input type="checkbox"/>	<input type="checkbox"/>	<input type="checkbox"/>
Is the language clear and understandable?	<input type="checkbox"/>	<input type="checkbox"/>	<input type="checkbox"/>
Is cohesion achieved throughout the article?	<input type="checkbox"/>	<input type="checkbox"/>	<input type="checkbox"/>
Is the work contributing to the field?	<input type="checkbox"/>	<input type="checkbox"/>	<input type="checkbox"/>

- Evaluation:**
- The article can be published as it is.
 - The article can be published after some revision.
 - The article must undergo a major revision before it can be resubmitted to the journal.
 - The article cannot be published.

Would you like to see the revised article if you have suggested any revisions? Yes No

Please write your report either on this paper or on a spare paper.

REPORT

Section of the Manuscript	Comments and Notes
Title- Abstract- Summary	
Introduction and Literature Review	
Research Methods	
Research Findings	

Discussion	
Conclusion and Suggestions	
References and Citation	
Language	
Other issues	

Parental Involvement and Student Achievement: A Meta-analysis of Publications in the Scopus Database

Family is one of the external motivational factors in the student education process. This study aims to analyze the effect size correlation between parental involvement and student achievement through a meta-analysis study. This research uses a quantitative approach. The study subjects were 27 publications of relevant research results that discussed the variables of parental involvement and student achievement. Research data collection is carried out through documentation techniques by collecting research publications with criteria including publications that must come from Scopus indexed journals. In addition, the sample of publications must come from publications of at least the last five years. The data analysis technique used is a meta-analysis that focuses on information on effect size, standard error and sample size in each of the selected research results as samples. Through a meta-analysis with a random effects approach, this study concludes that there is a significant positive correlation between parental involvement and student achievement. In addition, this study shows that there is no potential for publication bias in the relevant studies, so it can be explained that the potential for bias is relatively small.

Keywords: parental involvement, student achievement, meta-analysis

INTRODUCTION

One of the most important things for humans is education. It is through this education that the quality of human resources will be determined so that the whole world will develop (Riswanto & Aryani, 2017). One aspect of education that is very important is the learning process. Learning is a process in which students form their knowledge system through their own efforts and the assistance of others with relevant learning resources (Li, 2022). This shows that one of the roles in the learning process is the student's own efforts in maximizing their learning activities. Another thing that triggers the student learning process is the help from other parties or the environment outside of him (Piaget, 1976). All the things described are also supported by the role of relevant learning resources that are adequate and assist students in achieving their learning goals.

In the process of implementing education, students will always be the main target in indicators of success. In simple terms, the process is said to be successful if students have good learning achievements (Tjabolo & Herwin, 2020). This is very important because it relates to the achievement of learning objectives in the form of student achievement. These achievements are generally identified from year to year through certain standard value indicators by conducting an assessment (Firmender et al., 2014; Lee et al., 2014; Shatzer et al., 2014). Therefore, it is clear that student achievement must be maximized so that educational goals can be achieved.

Various efforts will be made to obtain maximum learning achievement for students. Learning achievement is a variable that can be influenced by various factors (Hardanti, 2016; Suhaini, 2020). Student achievement can be triggered by factors from within the students themselves or can also be triggered by factors from outside themselves (Lastri

Commented [A1]: This sentence can be summarized as --- through a meta-analysis quantitative study--- or ---This research uses quantitative method with meta-analysis approach.

Commented [A2]: I think the researcher needs to include an explanation regarding the eligibility criteria. I think if the criteria are only Scopus and the period is less than 5 years, there are thousands of publications. Why did the author only analyze 27 publications? Then there needs to be an explanation regarding the eligibility criteria.

Commented [A3]: Researchers have not included the implications of this study. Why was the research done? What is the impact of this research on education?

et al., 2020; Rahmalia, 2019). Therefore, these two factors are generally studied to obtain findings that have a positive impact on the development of student achievement.

One of the possible external factors related to student achievement is parental involvement. The involvement of parents in the development of their children is an absolute obligation (Sujarwo et al., 2021). This is very important because the factors that influence the development of children are the environment, including the family environment (Umek, 2021). In addition, children need the role of adults in developing their competencies (Batič & Kac, 2020). On the other hand, all parents want to see the best for their child in various ways, including education. Thus, it is very natural for parents to always strive so that their children can learn and perform well in educational activities.

Based on the various conditions and findings that have been described previously, it can be explained that the issue of parental involvement related to student achievement is one of the issues that has been studied by several reputable researchers. In addition, the results of their studies have also been written and published in reputable journals and publishers. This has become an attraction to conduct a meta-analysis study to obtain comprehensive findings on various analyzes of the results of relevant studies that have been carried out in the past. This study only focuses on findings that have been published in journals included in the Scopus database. In addition, this analysis is limited to studies that have been published for at least the last five years.

METHOD

Research Design

This study uses a quantitative approach to the type of meta-analysis study. This meta-analysis study combines several relevant research analysis results for statistical analysis (Khadijah et al., 2021). Research publications analyzed in this study are publications on the relationship between parental involvement and student achievement.

Eligibility Criteria

Eligibility criteria were used to focus this study to be more systematic. The first criterion is that research publications must examine the variables of parental involvement and student achievement. The second criterion is that publications must be original research, not the result of a review. The third criterion is that the publisher of the research must come from a reputable journal that is indexed by Scopus. The last criterion is that the research must be up to date from the last five years.

Data Collection

The data in this study were collected through the documentation method. The documents collected are the results of research on parental involvement and student achievement that have been published in Scopus indexed journals. Document search is done through the help of the document search link in the Scopus database <https://www.scopus.com/search/form.uri?zone=TopNavBar&origin=AuthorProfile&display=authorLookup#basic>.

Commented [A4]: Research related to meta-analysis with student achievement research variables has been done a lot. Researchers should explain the novelty of this study when compared to other meta-analyses about student achievement.

Commented [A5]: Why is it necessary to use meta-analysis? Why not use a systematic review? The researcher can explain the reasons for using meta-analysis and some related theories in the introduction section.

Commented [A6]: In my understanding, quantitative is a method while meta-analysis study is one approach. Here, the researcher describes a quantitative approach but a meta-analysis method. Is it really like that? Is there a theory that states this?

Commented [A7]: Researchers can explain what reputable journals / databases are used by researchers to find articles.

Commented [A8]: Eligibility criteria have not been clearly explained in the abstract. Furthermore, researchers should use the PRISMA method in selecting publications for this meta-analysis. Researchers need to provide detailed eligibility criteria so that researchers can get 27 publications. Because I think there are thousands of publications that will be obtained if the eligibility criteria listed by the researcher are only 3 things.

Commented [A9]: Instead of describing data collection techniques which are clearly only documentation, researchers must explain research procedures. Starting from how many publications were found, in each journal database. Then it was selected in such a way that 27 publications were selected. Learn the PRISMA method for meta-analysis.

Coding

In this study, coding of each sampled publication and related data in each publication was carried out as an initial stage before entering the data analysis. This was done because the samples of publications found had various presentation techniques and were different from one another. Therefore, to make all data more systematic and easier to understand, this coding process needs to be carried out. The coding in this study was done by grouping the data by year of publication, sample size (N), correlation coefficient (r) and F value. Some of this information is also used to determine the effect size in each publication.

Commented [A10]: Why did the researcher not include the t value?

Data Analysis

Meta analysis is the main data analysis technique used in this study. This is done by referring to the procedure, namely analyzing the characteristics of the research sample, testing heterogeneity for effect size, calculating summary effects, identifying p-value and presenting publication bias plots (Harun et al., 2021; Khadijah et al., 2021). In addition, this study considers the effect size value as one of the main information. The value moves from 0 to 1. The categorization of the effect size value refers to Table 1 below (Cohen et al., 2007).

Commented [A11]: Is there no hypothesis testing process?

Table 1
Category of Effect Size

Coefficient	Category
0 – 0.1	weak effect
ES > 0.1 – 0.3	modest effect
ES > 0.3 – 0.5	moderate effect
ES > 0.5 – 0.8	strong effect
ES > 0.8 - 1	very strong effect

FINDINGS

This study focuses on two main variables, namely parental involvement and student achievement. Based on the type of research, this study documents several publications related to these two variables. The selection requirements are that publications must come from a Scopus indexed publisher and have been published no later than the last five years. Based on the search results on the Scopus data base, it was decided to use a total of 27 published results. If viewed from the classification of journal rankings in the Scopus data base, the research data can be presented in Figure 1 below.

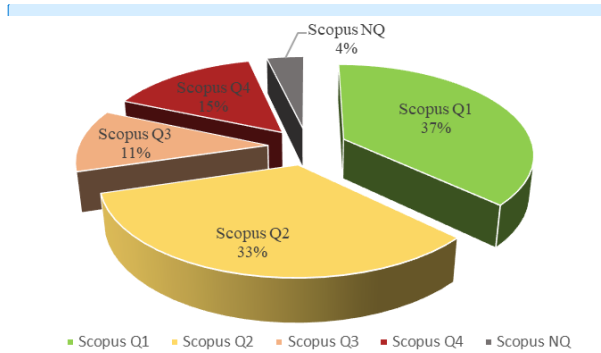


Figure 1
Distribution of Publication Data Used is Based on Journal Ranking

Figure 1 is the distribution of publication documentation results used based on journal rankings. This information shows that in this study the sample of publications used was dominated by journals with Q1 and Q2 ratings. In addition, there is also a sample of relevant publications from journals ranked Q3, Q4 and even Scopus Non-Q journals. All samples of these publications were analyzed using the information contained in each article content to obtain sample size, effect size and standard error. Based on the results of the analysis, the following information was obtained.

Table 2
Result of Effect Size Analysis and Standard Error of Each Publication

No	Authors	N	r	F	Effect Size	Standard Error
1	Huang et al. (2021)	2866	0.16		0.16	0.02
2	Xiong et al. (2021)	2381	0.20		0.20	0.02
3	Nalipay et al. (2021)	83131	0.11		0.11	0.00
4	Özdemir et al. (2021)	9825	0.35		0.37	0.01
5	Bazán-Ramírez et al. (2022)	7568	0.22		0.22	0.01
6	Qin et al. (2021)	2576	0.15		0.15	0.02
7	Sibomana et al. (2021)	261	0.56		0.63	0.06
8	Puccioni (2018)	4900	0.12		0.12	0.01
9	Oliveira et al. (2021)	39	0.61		0.71	0.17
10	Gubbins & Otero (2020)	745	0.10		0.10	0.04
11	Xu et al. (2020)	741	0.11		0.11	0.04
12	Thomas et al. (2020)	5003	0.02		0.02	0.01
13	Poon (2020)	385	0.19		0.19	0.05
14	Ogg & Anthony (2020)	2354	0.55		0.62	0.02
15	Grijalva-Quinonez et al. (2020)	823	0.03		0.03	0.03
16	Thomas et al. (2019)	5939	0.08		0.08	0.01
17	Mata et al. (2018)	631	0.20		0.20	0.04

Commented [A12]: Is this necessary? Are these data discussed in the discussion section?

Commented [A13]: I think it is also necessary to include a description of the publication index whether Q1, Q2, Q3, Q4 and Non-Q in the additional column on the right.

18	Duan et al. (2018)	19487	0.20	0.20	0.01
19	Dsa et al. (2018)	380	0.33	0.34	0.05
20	Zong et al. (2018)	614	0.33	0.34	0.04
21	Xiang & Chiu (2021)	791	0.45	0.48	0.04
22	Xiang & Chiu (2021)	2003	0.48	0.52	0.02
23	Lara & Saracostti (2019)	498		2.43	0.06
24	Gan & Bilige (2019)	4222		26.51	0.07
25	Aquino et al. (2019)	237		0.65	0.05
26	Cui et al. (2021)	6237		0.08	0.01
27	Cui et al. (2021)	3316		0.10	0.02

Table 2 shows the distribution of the characteristics of the published data that has been collected. Basically, there are two main data required from each relevant publication to be analyzed. The two data are effect size and standard error. On the other hand, almost all published results do not inform the data directly and are written in every published research report. This information must be calculated beforehand by utilizing the information contained in the report of each study, such as the t-value, F-value, sample size (N) and some have directly provided effect size information.

Based on the data presented in Table 2, it can be explained that information from several research publications contains the t-value, F-value and sample size. Based on the sample size for each documented research publication, information is obtained that the smallest sample used is 39 respondents, but the largest sample used is 83131 respondents. From these data, the effect size value and standard error for each publication are known. This condition indicates that all data for meta-analysis is ready to run. The first thing to do is to estimate the heterogeneity.

Effect Size Heterogeneity Test

The first step in this analysis process is heterogeneity testing. The test was conducted to obtain information about the heterogeneity between several research results related to each other. It is also very important to determine the decision in the next step. If the data meet the heterogeneity assumption, then the estimation model of analysis used is the Random Effects approach. However, if the opposite is true, then the estimation model of analysis used is the Fixed-Effect approach. In the following, the results of the analysis of Fixed and Random Effects are presented in Table 3.

Table 3
Fixed and Random Effects

	Q	df	p-value
Omnibus test of Model Coefficients	39.365	1	< 0.001
Test of Residual Heterogeneity	1938.928	26	< 0.001

Note. p-values are approximate.

Note. The model was estimated using Restricted ML method.

Table 3 presents information on the results of heterogeneity testing between relevant research publications through the Q parameter. Testing for heterogeneity using the Q parameter indicates that heterogeneity testing is evidenced by using Weighted Sum of Square (WSS) information. If the p-value is smaller than 0.05, then the sample used

Commented [A14]: For publications number 26 and 27 are they the same publication? The value of r or F is also not listed.

meets the heterogeneity assumption. The test results obtained a Q value of 1938.928 at a p-value < 0.001. These results indicate that the sample in the study meets the assumption of heterogeneity so that the follow-up analysis model used is the random effects model. In addition to using the Q parameter, heterogeneity testing also uses the consideration of the Tau-Squared (τ^2) parameter and the I^2 parameter. The results of this test are presented in Table 4 below.

Table 4
Residual Heterogeneity Estimates

No	Parameter	Estimate	Lower	Upper
1	τ	0.033	0.020	0.069
2	τ^2	0.181	0.143	0.263
3	$I^2(\%)$	99.400	99.039	99.715
4	H^2	166.536	104.090	351.157

Table 4 shows the residual heterogeneity estimates. Such information is another way used in this study to perform heterogeneity testing. The test results show that the values of τ and τ^2 have coefficients greater than 0. These results indicate that the heterogeneity assumption is met. Furthermore, the results of I^2 which are close to 100% strengthen the conclusion that the heterogeneity assumption has been met. These results are relevant to the test results on the Q parameter. Therefore, it can be decided that the next stage of analysis uses a random effects approach.

Estimated Summary Effect Size

Based on the model chosen, namely the random effects model, the variance that will be used to calculate the weight of each study is the sum of the variances of each research result. This is important to note for the purposes of the estimated summary effect size. The summary effect was obtained by calculating the weight of each publication. The results of this analysis can be observed in the Forrest Plot which is presented in Figure 2 below.

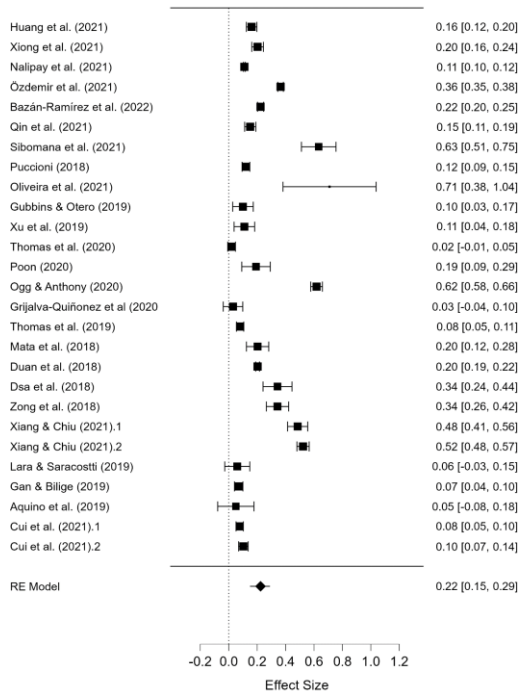


Figure 2
The Forest Plot Summary Effect

Figure 2 presents the forest plot of the effect size of each research result. The results of the data presentation show a plot marked by a square mark on the X axis. The combined effect of the meta-analysis results is indicated by a diamond symbol at the bottom. Based on the results of the analysis, the mean summary effect size (M) generated from the entire study is 0.22 at intervals of 0.15 to 0.29. Based on the results of the analysis, it can be explained that empirically the direction of the correlation between the variables of parental involvement and student achievement is positive.

Another thing that can be explained from the presentation of the forest plot is that the black box in the plot shows a relatively large box. This shows that in general the significance of each study is high. Judging from the line that shows the level of confidence, the results of this meta-analysis show varying information, but in general it is in a positive direction. It also indicates that there is potential to investigate the correlation between parental involvement and student achievement.

Hypothesis Testing Results

In this study, there are hypotheses that are tested based on the research variables used. The variables in question are parental involvement and student achievement. The two variables are stated in an associative hypothesis to see the correlation between the two. In the following, the formulation of the tested hypotheses is presented.

H_0 : There is no significant correlation between parental involvement and student achievement.

H_a : There is a significant correlation between parental involvement and student achievement.

Hypothesis testing is done through the Wald test using a random effect model. A summary of the results of hypothesis testing can be presented in Table 5 below.

Table 5
Hypothesis Testing Results

	Estimate	Standard Error	z	p-value	95% Confidence Interval	
					Lower	Upper
Intercept	0.224	0.036	6.274	< 0.001	0.155	0.294

Table 5 presents the results of hypothesis testing using the Wald test. Based on the test results through the random effects model, it can be explained that there is a significant correlation between parental involvement and student achievement. This is evidenced by a p-value that is smaller than 0.05 or is in a significant result rejecting H_0 . Another thing that can be explained is the coefficient estimate of 0.224. The coefficient shows a positive value. This means that the correlation between the variables of parental involvement and student achievement based on a meta-analysis with the random effects model is a positive correlation.

Publication Bias Analysis

The next step in this study is to analyze publication bias. This analysis was carried out using Kendall's τ parameter. The results of a more detailed analysis are presented in Table 6 below.

Table 6
Rank Correlation Test for Funnel Plot Asymmetry

	Kendall's τ	p-value	Conclusion
Rank test	0.195	0.156	No potential publication bias found (small potential bias)

Table 6 shows the test results for the purposes of publication bias analysis. The results of the analysis show that Kendall's T coefficient is 0.195 with a p-value of 0.156. These results indicate that the p-value is smaller than 0.05. Therefore, it can be concluded that there is no potential for publication bias (small potential bias). Another method is also used for the purpose of analyzing the bias of this publication, namely by describing the Funnel Plot. These results are presented in Figure 3 below.

Commented [A15]: Why is it explained here about hypothesis testing while in the abstract and data analysis technique there is no mention of hypothesis testing?

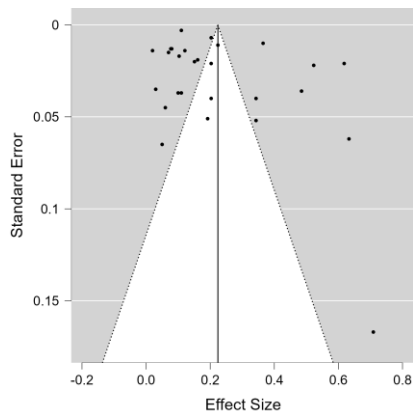


Figure 3
Funnel Plot Analysis Results for Publication Bias

Figure 3 presents the results of the funnel plot for publication bias analysis. Based on the plot presentation, it can be explained that the results of the research used in this study were dominated by research that used a large sample. Based on the Funnel Plot display, it can be seen that the point distribution tends to show a symmetrical model. This indicates that there is no potential for publication bias or the potential for publication bias is relatively small.

DISCUSSION

This study has been carried out on 27 research results published in reputable international journals. All research results used must meet the requirements for publication in a Scopus indexed publisher. The publications are distributed in journals that have a rating of Q1, Q2, Q3, Q4 and Non-Q. In addition, the analysis criteria are also limited to the most recent publications, namely the last five years. The main data that becomes the focus of analysis in this meta-analysis is effect size. This is supported by Glass (2015). The effect size referred to here is a statistical concept that measures the strength of the relationship between the two research variables (parental involvement and student achievement) on a numerical scale.

This meta-analysis uses a random effects model approach. This is based on the findings of the empirical analysis which shows that the relationship between the publications of research results is heterogeneous. This decision is supported by the view that the estimation approach using a random effects model is used because the conditions indicate that all analyzed research results produce unequal original impact estimates or in other terms heterogeneous conditions (Juandi et al., 2022; Pigott & Polanin, 2020).

Empirically, the results of this meta-analysis show the findings that parental involvement has a significant correlation with student achievement. This finding is in

Commented [u16]: Publication bias is very important for meta-analysis research. Why do researchers only perform one test to determine publication bias? There are Egger Test and Fail Safe N which researchers can also do.

Commented [u17]: Please researchers can discuss each data point that the researcher describes in the research results section.

line with several previous studies which state that parental involvement is very important for students and has been proven to have an effect on their academic performance (Jang et al., 2021; Krishnan & A, 2019). Students who get good help and attention from their parents have been shown to get higher achievements (Alreshidi et al., 2021). Parental involvement is one of the external motivational factors that can promote student academic achievement (Womack & Johnson, 2021).

In recent years, the presence of the COVID-19 pandemic has become a scourge in the implementation of the education process. At that time, learning activities must be carried out from home as an effort to health protocols (Herwin et al., 2020, 2022; Saptono et al., 2021). This greatly affects the learning interactions between teachers and students (Herwin et al., 2021; Pujiastuti et al., 2021). In this situation, parental involvement is a very crucial trigger for learning success (Weber et al., 2021). Parental involvement is very important in the learning process during the lockdown period and this has been shown to have the potential to improve children's social relationships, sense of self-esteem and self-efficacy. Through this involvement, it has a direct impact on children's achievement (Pek & Mee, 2020).

The findings of this study indicate the average value of the effect size is positive. This shows that there is a positive correlation between parental involvement and student achievement. This shows conformity with previous findings which concluded that parental involvement has a positive effect on achievement at various levels of education, such as kindergarten, elementary, junior high, high school, to adult education and university students (Aquino et al., 2019; Batić & Kac, 2020; Bazán-Ramírez et al., 2022; Cui et al., 2021; Krishnan & A, 2019; Qin et al., 2021; Xiang & Chiu, 2021). This means that the better the involvement of parents, the better the achievement of their children.

Another finding described in this study is that no potential publication bias was found. Publication bias is carried out to analyze the possibility of insignificant research results or significant research results that contradict the theoretical constructs (Retnawati et al., 2018). This is thought to occur because researchers tend to be less motivated to publish research results that are not significant or that contradict the theory. This occurs when study results experience systematic differences between published and unpublished studies (Song et al., 2013).

Another trigger for publication bias can stem from the tendency of researchers to only publish favorable findings (Dwan et al., 2013). So unfavorable findings are potentially unpublished (Ayorinde et al., 2020). In addition, this bias can also be triggered by the editor's decision which tends to not consider insignificant research results. Even if the editor accepts and is published, the results of the research are not a priority and tend to be late for publication (Retnawati et al., 2018). Based on empirical statistical testing, this study did not find the possibility of significant publication bias or the potential for bias being relatively small. Therefore, the possible trigger for the bias that has been described by several previous views does not cast doubt on this study.

CONCLUSION

This study concludes that parental involvement is one of the most important factors in the student education process, including student achievement. The involvement of parents is one part of students' external motivation that can promote their learning achievement. This is evidenced in this meta-analysis study which shows findings that lead to the conclusion that there is a significant correlation between parental involvement and their child's achievement. The findings of this study provide a positive estimate value which indicates that the correlation between the two variables is positive. That is, the better the involvement of parents, the better the potential achievements to be achieved by their children. In addition, this study demonstrates no potential for publication bias. It can therefore be concluded that the potential for publication bias in the relevant studies is relatively small.

This study recommends that education and family assistance are very important for their children. The educational process does not solely depend on the role of teachers in a school educational institution or lecturers in university educational institutions. Parents should be involved in planning, implementing and evaluating their child's educational process. This is very important to ensure that their child's achievement will be achieved optimally and in accordance with expectations. In addition, educational institutions must establish partnerships with families, in this case parents, because this study has proven that parental involvement has a positive effect on student achievement. This is intended so that collaboration between various parties can develop and maximize the potential possessed by students.

ACKNOWLEDGMENTS

The authors would like to thank Universitas Negeri Yogyakarta for fully funding this research.

REFERENCES

- Alreshidi, A. M., Alsharif, K. M., & Kandeel, R. A. A. (2021). Five Important Parental Involvement Variables that Affect Young Children's Mathematical Achievements: A Comparative Study. *Education and Urban Society*, 1–25. <https://doi.org/10.1177/00131245211048440>
- Aquino, A. M., Sabio, C. J., Vigonte, F. G., & Leon, N. R. De. (2019). Parental Involvement Strategies Vis-à-Vis Academic Performance of Junior High School Students in Mathematics. *International Journal of Information and Education Technology*, 9(11), 815–819. <https://doi.org/10.18178/ijiet.2019.9.11.1310>
- Ayorinde, A. A., Williams, I., Mannion, R., Song, F., Skrybant, M., Lilford, R. J., & Chen, Y.-F. (2020). Assessment of publication bias and outcome reporting bias in systematic reviews of health services and delivery research: A meta-epidemiological study. *PLOS ONE*, 15(1), e0227580. <https://doi.org/10.1371/journal.pone.0227580>
- Batič, J., & Kac, P. L. (2020). Cross-Curricular Analysis of Picture Books in the Fifth Grade of Primary School: A Case Study. *Center for Educational Policy Studies Journal*, 10(4), 165–185. <https://doi.org/10.26529/cepsj.910>

Commented [u18]: Please include research limitations that might influence recommendations for future researchers in this study.

- Bazán-Ramírez, A., Montes-Iturrizaga, I., & Castro-Paniagua, W. (2022). Household Possessions and Parental Support in Mexican Students with High Scientific Competencies in PISA 2015. *European Journal of Educational Research*, 11(1), 259–366. <https://doi.org/10.12973/eu-jer.11.1.259>
- Cohen, L., Manion, L., & Morrison, K. (2007). Experiments, quasi-experiments, single-case research and meta-analysis. In *Research Methods in Education* (pp. 290–314). Routledge. <https://doi.org/10.4324/9780203029053-23>
- Cui, Y., Zhang, D., & Leung, F. K. S. (2021). The Influence of Parental Educational Involvement in Early Childhood on 4th Grade Students' Mathematics Achievement. *Early Education and Development*, 32(1), 113–133. <https://doi.org/10.1080/10409289.2019.1677131>
- Dsa, R. J., Valsaraj, B. P., & Yesodharan, R. (2018). Parental Involvement, Academic Performance and Mental Wellbeing of Selected Pre-University Students of Udupi District. *Indian Journal of Public Health Research & Development*, 9(6), 273–278. <https://doi.org/10.5958/0976-5506.2018.00563.6>
- Duan, W., Guan, Y., & Bu, H. (2018). The Effect of Parental Involvement and Socioeconomic Status on Junior School Students' Academic Achievement and School Behavior in China. *Frontiers in Psychology*, 9, 1–8. <https://doi.org/10.3389/fpsyg.2018.00952>
- Dwan, K., Gamble, C., Williamson, P. R., & Kirkham, J. J. (2013). Systematic Review of the Empirical Evidence of Study Publication Bias and Outcome Reporting Bias — An Updated Review. *PLoS ONE*, 8(7), e66844. <https://doi.org/10.1371/journal.pone.0066844>
- Firmender, J. M., Gavin, M. K., & McCoach, D. B. (2014). Examining the Relationship Between Teachers' Instructional Practices and Students' Mathematics Achievement. *Journal of Advanced Academics*, 25(3), 214–236. <https://doi.org/10.1177/1932202X14538032>
- Gan, Y., & Bilige, S. (2019). Parental Involvement in Home-Based Education and Children's Academic Achievement in China. *Social Behavior and Personality: An International Journal*, 47(12), 1–15. <https://doi.org/10.2224/sbp.8491>
- Glass, G. V. (2015). Meta-analysis at Middle Age: A Personal History. *Research Synthesis Methods*, 6(3), 221–231. <https://doi.org/10.1002/jrsm.1133>
- Grijalva-Quiñonez, C. S., Valdés-Cuervo, A. A., Parra-Pérez, L. G., & Vázquez, G. (2020). Parental Involvement in Mexican Elementary Students' Homework: Its Relation with Academic Self-Efficacy, Self-Regulated Learning, and Academic Achievement. *Psicología Educativa*, 26(2), 129–136. <https://doi.org/10.5093/psed2020a5>
- Gubbins, V., & Otero, G. (2020). Parental Involvement and Low-SES Children's Academic Achievement in Early Elementary School: New Evidence From Chile. *Educational Studies*, 46(5), 548–569. <https://doi.org/10.1080/03055698.2019.1620691>
- Hardanti, K. N. (2016). Factors that Affect Academic Achievement Student. *AKRUAL*:

Jurnal Akuntansi, 7(2), 93–101. <https://doi.org/10.26740/jaj.v7n2.p91-101>

Harun, H., Kartowagiran, B., & Manaf, A. (2021). Student Attitude and Mathematics Learning Success: A Meta-Analysis. *International Journal of Instruction*, 14(4), 209–222. <https://doi.org/10.29333/iji.2021.14413a>

Herwin, H., Fathurrohman, F., Wuryandani, W., Dahalan, S. C., Suparlan, S., Firmansyah, F., & Kurniawati, K. (2022). Evaluation of Structural and Measurement Models of Student Satisfaction in Online Learning. *International Journal of Evaluation and Research in Education*, 11(1), 152–160. <https://doi.org/10.11591/ijere.v11i1.22115>

Herwin, H., Hastomo, A., Saptono, B., Ardiansyah, A. R., & Wibowo, S. E. (2021). How Elementary School Teachers Organized Online Learning During the COVID-19 Pandemic? *World Journal on Educational Technology: Current Issues*, 13(3), 437–449. <https://doi.org/10.18844/wjet.v13i3.5952>

Herwin, H., Jabar, C. S. A., Senen, A., & Wuryandani, W. (2020). The Evaluation of Learning Services during the COVID-19 Pandemic. *Universal Journal of Educational Research*, 8(11B), 5926–5933. <https://doi.org/10.13189/ujer.2020.082227>

Huang, F., Huang, Z., Li, Z., & Zhang, M. (2021). Relationship between Parental Involvement and Mathematics Achievement of Chinese Early Adolescents: Multiple Mediating Roles of Mental Health and Mathematics Self-Efficacy. *International Journal of Environmental Research and Public Health*, 18, 9565. <https://doi.org/10.3390/ijerph18189565>

Jang, J., Parrila, R., & Inoue, T. (2021). How are Home Literacy Environment and Youth's Academic Performance Associated? What South and North Korean Parental Involvement Reveals. *KEDI Journal of Educational Policy*, 18(2), 45–64. <https://doi.org/10.22804/kjep.2021.18.2.003>

Juandi, D., Kusumah, Y. S., & Tamur, M. (2022). A Meta-Analysis of the Last Two Decades of Realistic Mathematics Education Approaches. *International Journal of Instruction*, 15(1), 381–400. <https://doi.org/10.29333/iji.2022.15122a>

Khadijah, K., Suciati, I., Khaerani, K., Manaf, A., & Sutamrin, S. (2021). Schools' Character Education Values and Students' Mathematics Learning Achievement: A Meta-analysis. *Jurnal Cakrawala Pendidikan*, 40(3), 670–683. <https://doi.org/10.21831/cp.v40i3.39924>

Krishnan, D., & A, L. (2019). The Impact of Parental Influence on Career Perspectives Among Higher Secondary Students in Kerala. *International Journal of Scientific & Technology Research*, 8(12), 1295–1298.

Lara, L., & Saracostti, M. (2019). Effect of Parental Involvement on Children's Academic Achievement in Chile. *Frontiers in Psychology*, 10(2), 129–136. <https://doi.org/10.3389/fpsyg.2019.01464>

Lastri, L., Kartikowati, S., & Sumarno, S. (2020). Analysis of Factors that Influence Student Learning Achievement. *Journal of Educational Sciences*, 4(3), 679–693. <https://doi.org/10.31258/jes.4.3.p.679-693>

- Lee, J., Liu, X., Amo, L. C., & Wang, W. L. (2014). Multilevel Linkages Between State Standards, Teacher Standards, and Student Achievement. *Educational Policy*, 28(6), 780–811. <https://doi.org/10.1177/0895904813475708>
- Li, Z. (2022). Influence of Online Learning Behavior and Video Playing Questions on Students' Learning Effect. *International Journal of Emerging Technologies in Learning (IJET)*, 17(02), 223–238. <https://doi.org/10.3991/ijet.v17i02.28535>
- Mata, L., Pedro, I., & Peixoto, F. J. (2018). Parental Support, Student Motivational Orientation and Achievement: The Impact of Emotions. *International Journal of Emotional Education*, 10(2), 77–92.
- Nalipay, M. J. N., Cai, Y., & King, R. B. (2021). The Social Contagion of Utility Value: How Parents' Beliefs About the Usefulness of Science Predict their Children's Motivation and Achievement. *School Psychology International*, 42(3), 221–237. <https://doi.org/10.1177/0143034320985200>
- Ogg, J., & Anthony, C. J. (2020). Process and Context: Longitudinal Effects of The Interactions Between Parental Involvement, Parental Warmth, and SES on Academic Achievement. *Journal of School Psychology*, 78, 96–114. <https://doi.org/10.1016/j.jsp.2019.11.004>
- Oliveira, A., McPherson, G., Mota Ribeiro, L., & Oliveira-Silva, P. (2021). Musical Achievement During a Lockdown: The Parental Support Miracle. *Research Studies in Music Education*, 1–16. <https://doi.org/10.1177/1321103X211033794>
- Özdemir, N., Gün, F., & Yirmibeş, A. (2021). Learning-centred leadership and student achievement: Understanding the mediating effect of the teacher professional community and parental involvement. *Educational Management Administration & Leadership*, 1–21. <https://doi.org/10.1177/17411432211034167>
- Pek, L. S., & Mee, R. W. M. (2020). Parental Involvement on Child's Education at Home during School Lockdown. *JHSS (Journal of Humanities and Social Studies)*, 4(2), 192–196. <https://doi.org/10.33751/jhss.v4i2.2502>
- Piaget, J. (1976). Piaget's Theory. In *Piaget and His School* (pp. 11–23). Springer Berlin Heidelberg. https://doi.org/10.1007/978-3-642-46323-5_2
- Pigott, T. D., & Polanin, J. R. (2020). Methodological Guidance Paper: High-Quality Meta-Analysis in a Systematic Review. *Review of Educational Research*, 90(1), 24–46. <https://doi.org/10.3102/0034654319877153>
- Poon, K. (2020). The Impact of Socioeconomic Status on Parental Factors in Promoting Academic Achievement in Chinese Children. *International Journal of Educational Development*, 75, 102175. <https://doi.org/10.1016/j.ijedudev.2020.102175>
- Puccioni, J. (2018). Parental Beliefs About School Readiness, Home and School-Based Involvement, and Children's Academic Achievement. *Journal of Research in Childhood Education*, 32(4), 435–454. <https://doi.org/10.1080/02568543.2018.1494065>
- Pujiastuti, P., Herwin, H., & Firdaus, F. M. (2021). Thematic Learning during the

- Pandemic: CIPP Evaluation Study. *Cypriot Journal of Educational Sciences*, 16(6), 2970–3980. <https://doi.org/10.18844/cjes.v16i6.6481>
- Qin, X., Kaufman, T., Laninga-Wijnen, L., Ren, P., Zhang, Y., & Veenstra, R. (2021). The Impact of Academic Achievement and Parental Practices on Depressive Symptom Trajectories Among Chinese Adolescents. *Research on Child and Adolescent Psychopathology*, 49(10), 1359–1371. <https://doi.org/10.1007/s10802-021-00826-9>
- Rahmalia, I. (2019). Factors Influencing Student's Achievement in Learning English of Indonesian Department at STKIP Yayasan Abdi Pendidikan Payakumbuh. *Ensiklopedia of Journal*, 1(4), 191–196. <https://doi.org/10.33559/eoj.v1i4.211>
- Retnawati, H., Apino, E., Kartianom, Djidu, H., & Anazifa, R. D. (2018). *Pengantar Analisis Meta [Introduction to Meta Analysis]*. Parama Publishing.
- Riswanto, A., & Aryani, S. (2017). Learning Motivation and Student Achievement : Description Analysis and Relationships Both. *COUNS-EDU: The International Journal of Counseling and Education*, 2(1), 42–47. <https://doi.org/10.23916/002017026010>
- Saptono, B., Herwin, H., & Firmansyah, F. (2021). Web-based Evaluation for Teacher Professional Program: Design and Development Studies. *World Journal on Educational Technology: Current Issues*, 13(4), 672–683. <https://doi.org/10.18844/wjet.v13i4.6253>
- Shatzer, R. H., Caldarella, P., Hallam, P. R., & Brown, B. L. (2014). Comparing the Effects of Instructional and Transformational Leadership on Student Achievement. *Educational Management Administration & Leadership*, 42(4), 445–459. <https://doi.org/10.1177/1741143213502192>
- Sibomana, A., Nicol, C. B., Nzabwirwa, W., Nsanganwimana, F., Karegeya, C., & Sentongo, J. (2021). Factors Affecting the Achievement of Twelve-Year Basic Students in Mathematics and Science in Rwanda. *International Journal of Learning, Teaching and Educational Research*, 20(7), 61–84. <https://doi.org/10.26803/ijlter.20.7.4>
- Song, F., Hooper, & Loke, Y. (2013). Publication Bias: What Is It? How Do We Measure It? How Do We Avoid It? *Open Access Journal of Clinical Trials*, 5(1), 51–81. <https://doi.org/10.2147/OAJCT.S34419>
- Suhaini, M. (2020). Factors Influencing Student Achievement: A Systematic Review. *International Journal of Psychosocial Rehabilitation*, 24(5), 550–560. <https://doi.org/10.37200/IJPR/V24I5/PR201720>
- Sujarwo, S., Kusumawardani, E., Prasetyo, I., & Herwin, H. (2021). Parent Involvement in Adolescents' Education: A Case Study of Partnership Models. *Cypriot Journal of Educational Sciences*, 16(4), 1563–1581. <https://doi.org/10.18844/cjes.v16i4.6013>
- Thomas, V., De Backer, F., Peeters, J., & Lombaerts, K. (2019). Parental Involvement and Adolescent School Achievement: The Mediation Role of Self-Regulated Learning. *Learning Environments Research*, 22(3), 345–363. <https://doi.org/10.1007/s10984-019-09278-x>
- Thomas, V., Muls, J., De Backer, F., & Lombaerts, K. (2020). Middle School Student

- and Parent Perceptions of Parental Involvement: Unravelling the Associations with School Achievement and Wellbeing. *Educational Studies*, 46(4), 404–421. <https://doi.org/10.1080/03055698.2019.1590182>
- Tjabolo, S. A., & Herwin, H. (2020). The Influence of Teacher Certification on the Performance of Elementary School Teachers in Gorontalo Province, Indonesia. *International Journal of Instruction*, 13(4), 347–360. <https://doi.org/10.29333/iji.2020.13422a>
- Umek, L. M. (2021). A New Image of Preschool Institutions in Slovenia: Conceptual, Systemic and Curricular Backgrounds. *Center for Educational Policy Studies Journal*, 11(2), 165–184. <https://doi.org/10.26529/cepsj.1036>
- Weber, C., Helm, C., & Kemethofer, D. (2021). Are Social and Ethnic Reading Inequalities Increasing During School Closures?—The Mediating Role of Parental Involvement in Distance Learning. *Frontiers in Education*, 6, 1–18. <https://doi.org/10.3389/educ.2021.737064>
- Womack, T. A., & Johnson, A. H. (2021). Examining the Likelihood of Parents' Homework Involvement With Elementary-Aged Students With Individualized Education Plans. *Remedial and Special Education*, 1–11. <https://doi.org/10.1177/07419325211047956>
- Xiang, N., & Chiu, S. W. (2021). Parents or Teachers: Whose Guidance Matters More in Students' Alignment of Educational Plan and Achievement? A Comparative Study of Taiwan and Hong Kong. *Asia Pacific Journal of Education*, 1–16. <https://doi.org/10.1080/02188791.2021.1873103>
- Xiong, Y., Qin, X., Wang, Q., & Ren, P. (2021). Parental Involvement in Adolescents' Learning and Academic Achievement: Cross-lagged Effect and Mediation of Academic Engagement. *Journal of Youth and Adolescence*, 50(9), 1811–1823. <https://doi.org/10.1007/s10964-021-01460-w>
- Xu, X., Xu, G., Liu, M., & Deng, C. (2020). Influence of Parental Academic Involvement on the Achievement Goal Orientations of High School Students in China: A Latent Growth Model Study. *British Journal of Educational Psychology*, 9(3), 700–718.
- Zong, X., Zhang, L., & Yao, M. (2018). Parental Involvement and Chinese Elementary Students' Achievement Goals: The Moderating Role of Parenting Style. *Educational Studies*, 44(3), 341–356. <https://doi.org/10.1080/03055698.2017.1373634>

Re: Review a Manuscript



From Submission IJI <submission.iji@gmail.com>
To <fay@binabangsa.ac.id>
Date 2022-07-29 19:07

Dear Furtasan Ali Yusuf

We received your review of the manuscript. Thank you very much for your valuable contribution in the review process. The department highly appreciates your contribution as reviewer. We believe our future collaboration will continue.

Sincerely yours,

International Journal of Instruction

On Wed, Jul 27, 2022 at 12:21 PM <fay@binabangsa.ac.id> wrote:

On 2022-07-26 22:34, Submission IJI wrote:
> Dear Furtasan Ali Yusuf
>
> We are happy to announce that the IJI is now Scopus Q1.
>
> Subject:
>
> "Parental Involvement and Student Achievement: A Meta-analysis of
> Publications in the Scopus Database"
>
> _We _have identified you as one of the most suitable people world-wide
> to review the above manuscript. We hope that you will find this
> manuscript of interest. If you want we can send you a review
> certificate (If you would like a review certificate, please specify
> this when submitting your review). Thank you very much for your
> consideration and contributions. Please could you confirm the receipt
> of this e-mail?
>
> _Note: If it is possible, could you please send your report __within_
> _two weeks?_ (Could you please send the files without converting them
> to PDF)
>
> Sincerely yours,
>
> International Journal of Instruction
>
> --
>
> International Journal of Instruction
> <http://www.e-iji.net> [1]
> <http://www.gate-academy.ch> [2]
> We are happy to announce that the IJI is now Scopus Q1.
>
>
> Links:
> -----
> [1] <http://www.e-iji.net/>
> [2] <http://www.gate-academy.ch/>
Dear Editor,

I have finished reviewing this article.
Hopefully, the results of my review can be easily understood and help
the IJI Journal editorial team.
I hope to continue reviewing articles in IJI Journal in the future.
Here I attach the results of my review.
How can I get articles as a reviewer in IJI Journal?

Thank you

International Journal of Instruction

<http://www.e-iji.net>

<http://www.gate-academy.ch>

We are happy to announce that the IJI is now **Scopus Q1**.



International Journal of Instruction

Certificate of Reviewing

Date: July 29, 2022

Ref. No.: IJI-22-2396

Subject: The review certificate

This is to certify that

Furtasan Ali Yusuf

Has done the review manuscript entitled: “Parental Involvement and Student Achievement: A Meta-analysis of Publications in the Scopus Database”

We received your review for this article on July 27 2022. Thank you very much for your contributions.

Regards,

Prof. Asim Ari

Editor in Chief

p-ISSN: 1694-609X

e-ISSN: 1308-1470

<http://www.e-iji.net> & <http://www.gate-academy.ch>

E-mail: editor.eiji@gmail.com

IJI is indexed in ESCI, SCOPUS and ERIC

