

## **HISTORI KOREPONDENSI**

<b>Histori Korepondensi</b>	<b>Halaman</b>
<b>Submission</b>	<b>2</b>
<b>Paper Revision with Highlight (Revisi Pertama)</b>	<b>7</b>
<b>Acceptance</b>	<b>26</b>

SUBMIT NEW MANUSCRIPT

My Articles

SUBMISSION	TITLE	JOURNAL	STATUS	CHARGES
210456809	The secret of reducing turnover intention: Evidenc...	Cogent Business & Management	Accepted	Paid
SUBMISSION				
PEER REVIEW				
16 June 2021	With Editor			
11 October 2022	Out for Review			
30 October 2022	Reviews Complete			
18 February 2023	Decision Pending			

Feedback

18 February 2023	Decision Pending
18 February 2023	Revision Required
13 March 2023	Revision Incomplete
13 March 2023	Revised Manuscript Submitted
13 March 2023	With Journal Administrator
14 March 2023	With Editor
17 March 2023	Out for Review
02 April 2023	Reviews Complete
04 April 2023	Decision Pending
04 April 2023	Revision Required
05 April 2023	Revision Incomplete

Feedback

BAB 1-3 Hasta 24-....doc

Show all

04 April 2023	Revision Required	
05 April 2023	Revision Incomplete	
05 April 2023	Revised Manuscript Submitted	
05 April 2023	With Journal Administrator	
06 April 2023	With Editor	
06 April 2023	Decision Pending	
06 April 2023	Accepted	<a href="#">Download Invoice</a>

3 PRODUCTION ▾


4 PUBLISHING ▾

We hope that this timeline is useful. For older submissions, we have a limited amount of data to show you. We are working hard to bring you a view of progress right through to publication. We would love to hear your feedback!



Feedback

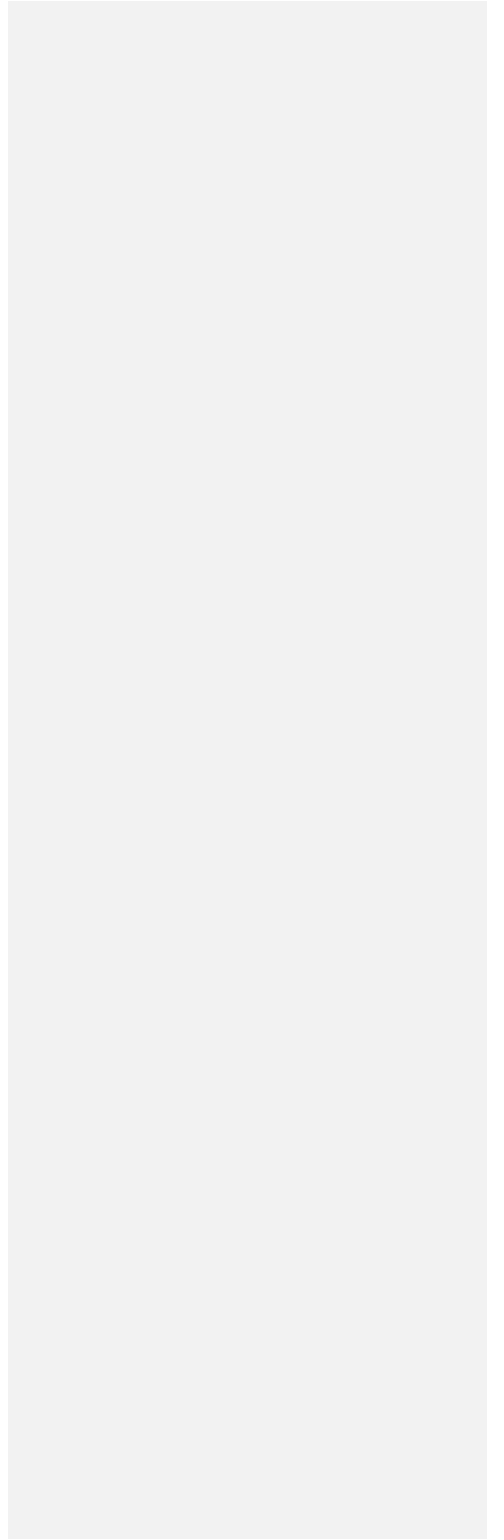
## My Articles

[SUBMIT NEW MANUSCRIPT](#)

	SUBMISSION	TITLE	JOURNAL	STATUS	CHARGES
	210456809	The secret of reducing turnover...	Cogent Business & Management	Accepted	Paid

 1 SUBMISSION 

 PEER REVIEW 





## MANAGEMENT | RESEARCH ARTICLE

# The secret of reducing turnover intention: Evidence from Indonesia

**Abstract:** Turnover still occurs in various organizations, including both profit and non-profit. Accordingly, a study of turnover intention (TI) to detect and anticipate its prevalence among employees is urgently needed. This study explored the impact of psychological capital (PsyCap) and emotional intelligence (EI) on TI mediated by organizational commitment (OC). A survey-operated causal design with a Likert-scale questionnaire was employed to gather data from 439 honorary private school teachers in Indonesia. Structural equation modeling analysis showed that EI and OC negatively affected TI, PsyCap positively affected OC, and PsyCap negatively affected TI through OC. However, PsyCap did not significantly affect TI, EI did not significantly affect OC, and EI did not significantly affect TI mediated by OC, which is inconsistent with previous studies. These inconsistencies create a research gap that requires scientific clarification and confirmation in future research. Practitioners can use this study's results to reduce TI through the PsyCap, EI, and OC perspectives.

**Subjects:** Work & Organizational Psychology; Business, Management and Accounting; Teachers & Teacher Education; Educational Psychology; School Leadership, Management & Administration; School Psychology; Education - Social Sciences

**Keywords:** educational management; HRM; organizational psychology; behavioral science; social science

### ABOUT THE AUTHORS

Furtasan Ali Yusuf has a doctorate in Education Management from Jakarta State University and is an associate professor at Bina Bangsa University, Serang, Banten. He actively writes articles in various national and international journals in HRM and education management. His published works include *Human Resource Management* (2020). W. Widodo has a doctorate in Education Management from Jakarta State University and is a senior lecturer at the Department of Social Sciences Education, Indraprasta University PGRI, Jakarta. He actively writes articles in various national newspapers and national and international journals in educational psychology, education management, and HRM. His published works include *Popular and Practical Research Methodology* (2019) and *Foundation of Modern Education* (2020).

### PUBLIC INTEREST STATEMENT

Turnover intention negatively impacts organizations, especially when facing changes and challenges in society and industry. This study provides an alternative solution to reduce turnover intention through psychological capital (PsyCap), emotional intelligence (EI), and organizational commitment (OC). The results prove that EI and OC affect turnover intention, PsyCap influences OC, and PsyCap affects turnover intention mediated by OC. However, PsyCap does not affect turnover intention, EI does not influence OC, and EI does not affect turnover intention mediated by organizational commitment. This evidence is crucial for future researchers and practitioners.



## 1. Introduction

Turnover is the enemy of organizations as it can seriously disrupt their life dynamics. Hence, the phenomenon of turnover as a form of voluntary termination of employment at the initiative and desire of employees has long attracted the attention of practitioners, researchers, and academics (Hom et al., 2017). Previous studies have indicated that turnover negatively affects employees, groups, organizations, and business continuity. At the individual level, TI potentially reduces productivity (Park et al., 2013) and employee performance (Lin & Huang, 2021). At the group level, TI can affect team quality and performance (Gupta, 2019). At the organizational level, turnover negatively influences organizational performance (Lai & Chen, 2012), efficiency (Rana & Abbasi, 2013), and effectiveness (Ahmed et al., 2016). Finally, turnover is particularly detrimental to a company in the business context because it is associated with enormous expenses (Hall & Smith, 2009).

xxx

Symptoms of TI also occur in Indonesia among honorary teachers who work in private schools on a part-time basis and are paid based on the number of teaching hours. As a result, their monthly income accumulation is far below the regional (provincial) minimum wage standards. Under these conditions, it is unlikely that they will be able to live appropriately. However, teachers have addressed this issue in various ways. A small number of them willingly accept low wages; however, most are forced to accept the situation. For the latter, the poor working conditions create pressure that motivates them to look for other, more decent jobs. In this context, they are in a situation of voluntary TI; that is, their desire to resign and stop working at private schools is based on their own desires and decisions. This situation can interfere with the implementation of the learning press in schools, which in turn can have implications for students' academic achievement and the quality of school output. On a broader scale, these conditions can interfere with achieving national educational goals with respect to attracting and retaining quality and highly competitive human resources. Thus, a critical question related is "What factors trigger TI among honorary teachers?"

In reality, TI can be triggered by many factors, including psychological capital (PsyCap), emotional intelligence (EI), and organizational commitment (OC). Studies by Rivaldi and Sadeli (2020) and Suganda (2022) in Indonesia show that PsyCap influences TI, and others by Gao et al. (2020) and Sharma and Tiwari (2022) have demonstrated that EI is related to TI. Recent research results from several countries also prove that TI is affected by OC (e.g., Faliza et al., 2023; Solikhah & Andriani, 2023; Zhu et al., 2022). However, other studies have reported contrasting (inconsistent) results. For example, Sutrisno and Widhiyanto's (2021) investigation indicated that EI does not affect TI. Hakim et al. (2022) results also revealed that OC has no significant relationship with TI. Other studies have also found that in addition to affecting TI, OC is also influenced by PsyCap (Pant & Parveen, 2022; Ribeiro et al., 2021) and EI (Alismail et al., 2022; Dhungana & Kautish, 2020). This suggests that OC may mediate the relationship between PsyCap, EI, and TI. However, previous studies have reported contradictory results. For example, Pariat et al. (2017) demonstrated that PsyCap did not significantly affect OC. Aghdasi et al. (2011) also indicated that EI does not significantly influence OC. The inconsistent research results have created a research gap that

**Commented [p1]:** Please explain about Turnover intention supported by several relevant expert theories or research.



requires scientific clarification. Based on this urgency, this study focuses on how PsyCap, EI, and OC affect TI and attempts to confirm that PsyCap and EI affect TI through OC.

## 2. Literature review and hypothesis development

### 2.1. *PsyCap and TI*

PsyCap is currently receiving attention from scholars for many reasons. Based on studies in several countries, PsyCap positively contributes to a person's life and career. For instance, Imran and Shahnawaz (2020) claimed that PsyCap significantly affects performance, including academic performance (Carmona-Halty et al., 2019). Other studies' results indicate that PsyCap affects organizational citizenship behavior (OCB) (e.g., Chamisa et al., 2020; Waters et al., 2020; Yildiz, 2018). PsyCap is also related to innovative behavior (Slåtten et al., 2020; Wang et al., 2021) and career outcomes (Baluku et al., 2021). PsyCap explores beyond human and social capital theory and answers the following questions: "What do we know?", "Who do we know?", and "Who are we?" (Luthans & Youssef-Morgan, 2017). PsyCap is the primary capital for determining and building awareness, effort, and work efficiency (Çavuş & Gökçen, 2015). Accordingly, we formulate the first hypothesis (H):

H<sub>1</sub>: PsyCap negatively affects TI.

**Commented [p2]:** Please add relevant theory or research regarding this subtopic.

### 2.2. *EI and TI*

Like PsyCap, empirical evidence has found that EI positively impacts individuals' and organizations' lives. Silva and Coelho (2019) demonstrated that EI is related to creativity. Additionally, EI was found to influence leadership change and effectiveness (Issah, 2018; Lone & Lone, 2018). Another study indicated that EI increased OCB, task performance, job satisfaction and organizational commitment (Alsughayir, 2021; Miao et al., 2018). At the organizational level, EI drives projects to be more successful (Doan et al., 2020), and in the educational context, EI affects teaching effectiveness (Shahid et al., 2015), teachers' professional competence (Widodo et al., 2022), and academic performance (MacCann et al., 2020; Sánchez-Álvarez et al., 2020). EI is the capacity to understand, feel, and actualize emotional sensitivity as a source of energy, connection, information, and influence on humans to act (Cooper & Sawaf, 1997). According to Mayer and Salovey (1997), EI relates to understanding, appreciating, and expressing emotions appropriately to evoke feelings that facilitate the development of (intellectual) thinking and emotions. Bradberry and Greaves (2009) described EI as ability, talent, careful judgment, and good sense management in dealing with other individuals. Therefore, we propose the second hypothesis:

H<sub>2</sub>: EI negatively affects TI.

**Commented [p3]:** Please add relevant theory or research regarding this subtopic.

### 2.3. *OC and TI*

TI can also be influenced by OC. Several prior studies in various organizations and countries have found that OC impacts TI (e.g., Güllü et al., 2020; Nurtati et al., 2020; Nurtjahjono et al., 2023; S. Zhou et al., 2020; Sabarrudin & Djamil, 2023; Scales & Brown, 2020). This finding indicates that OC is a vital predictor of TI. Conceptually, commitment refers to the strength of employees in identifying with themselves, participating actively, and making the best efforts to benefit the organization (Newstrom, 2017; Noe et al., 2019). Thus, OC reflects employees' strong desire to be part of the organization, readiness to make greater efforts to achieve organizational goals, and acceptance of organizational values (Doan et al., 2020; Riana, 2021), which is reflected in daily work activities (Beardwell & Thompson, 2017). In addition, OC can be described as an attitude that demonstrates employees' loyalty to an organization (Hadian, 2017). OC comprises three components as indicators: affective, continuance, and normative commitment. Affective commitment refers to employees' emotional attachment to identifying with themselves and being involved in the organization. Continuance commitment relates to feelings of loss if employees leave an organization. The third is normative commitment, which reflects employees' feelings of fulfilling the various normative rules of the organization (Meyer & Allen, 1991). At a high level, these three components may potentially reduce teacher TI. Hence, we postulate the following:

H<sub>3</sub>: OC negatively affects TI.

#### 2.4. *PsyCap and OC*

OC has a unique position. Apart from being an exogenous variable, it is also an endogenous variable. For example, in addition to affecting TI, OC is significantly influenced by PsyCap (e.g., Chugh, 2020; Huynh & Hua, 2020; Nangoy & Hamsal, 2018; Nguyen & Ngo, 2020; Sürücü et al., 2020; Tang et al., 2019), indicating that PsyCap is a crucial antecedent of OC. As an illustration, teachers with high self-efficacy—reflected in their belief in their ability to complete specific tasks—will be actively involved in various school-specific activities such as teaching. Likewise, teachers with higher optimism tend to consider school conditions as a reason to survive and continue teaching at school. This confirms that PsyCap affects teachers' OC. Thus, we propose the following:

H<sub>4</sub>: PsyCap positively affects OC.

#### 2.5. *EI and OC*

The research results in several countries indicate that as an endogenous variable, OC is also affected by EI (e.g., Alsughayir, 2021; Baker et al., 2019; Johar et al., 2020; Mahanta & Goswami, 2020; Ramli & Novariani, 2020; Rizki et al., 2019). In practice, teachers with high motivation possess a strong will to try hard to achieve the desired goals and are actively involved in their professional tasks. Likewise, teachers with high self-awareness in utilizing emotional preferences in making decisions and providing assessments tend to be more realistic in accepting values and realizing school organizational goals. This supports the following hypothesis:

H<sub>5</sub>: EI positively affects OC.

#### 2.6. *Mediating role of OC*

Research that explicitly investigates the mediating effect of OC on the causal relationship between PsyCap, EI, and TI still needs to be conducted. However, from the results of previous research in several countries and contexts, several important findings indicate that PsyCap and EI affect TI through OC. For example, Nguyen and Ngo (2020), Chugh (2020), Ribeiro et al. (2021), and Pant and Parveen (2022) demonstrated that PsyCap significantly affects OC. Ramli and Novariani (2020), Dhungana and Kautish (2020), Alsughayir (2021), and Alismail et al. (2022) showed that EI significantly impacts OC. Other studies have found that OC is related to TI (e.g., Faliza et al., 2023; Güllü et al., 2020; Scales & Brown, 2020; Solikhah & Andriani, 2023; Zhu et al., 2022). From these studies, it appears that OC simultaneously acts as both an exogenous and an endogenous variable so that it can be positioned as a mediator variable. Accordingly, we propose the following hypotheses:

H<sub>6</sub>: PsyCap indirectly affects TI mediated by OC.

H<sub>7</sub>: EI indirectly affects TI mediated by OC.

### 3. Research methods

#### 3.1. *Design and measurement*

This research had a causal design and was operationalized using a survey. The instrument uses a Likert-scale questionnaire developed by the researchers concerning theoretical dimensions/indicators already identified by experts. The questionnaire was equipped with five detailed answers ranging from strongly disagree (score 1) to strongly agree (score 5). Questionnaires were distributed to test this hypothesis (Hair et al., 2018). PsyCap indicators include self-efficacy (Sel), optimism (Opt), hope (Hop), and resilience (Res) (Luthans & Youssef, 2004; Luthans & Youssef-Morgan, 2017). EI indicators include self-awareness (SA), self-regulation (SR), motivation (Mot), empathy (Emp), and relationship management (RM) (Goleman, 1998). Furthermore, OC indicators include affective commitment (AC), normative commitment (NC), and continuance commitment (CC) (Meyer & Allen, 1991). Finally, the TI indicators are the emergence of thoughts of leaving the organization (ETLO), the opportunity to leave the job (OLJ), the urge to find another job (UFAJ), external opportunities to get a new job (OGNW), and the intention to leave the organization (ILO) (Chen et al., 2021; Suyono et al., 2021). The PsyCap questionnaire consists of 12 items, while EI, OC, and TI comprise ten items each (Appendix 1). The corrected item-total correlations were .383–.760, .424–.743, .520–.820, and .844–.943. The correlations were

greater than .361, indicating that all items are valid (Widodo, 2019). Their alpha coefficients were as follows: PsyCap = .867, EI = .875, OC = .909, and TI = .978. All constructs had an alpha coefficient greater than .7, indicating that all constructs (variable) are reliable (Hair et al., 2018; Van Griethuijsen et al., 2015).

### 3.2. Participants

The target population for this research was private school honorary teachers in Indonesia, while the accessible population as a sample frame was private school honorary teachers in the provinces of West Java, Central Java, DKI Jakarta, Banten, Riau Island, East Kalimantan, and East Nusa Tenggara, which are spread across five islands. Finding valid data on the number of honorary private schoolteachers in Indonesia is difficult because honorary teachers can work in several schools. Consequently, it is difficult to record the exact number of honorary teachers. As data on the number of honorary teachers were not available as a basis for determining the sample, this study used an accidental sampling technique, which relies on honorary teachers' voluntary willingness to fill out a complete questionnaire during the research without receiving any compensation (Widodo, 2019). A total of 455 questionnaires were collected using this technique. Of these, 439 questionnaires were completed and analyzed as the sample (participants) for this study. As presented in Table 1, the majority were female (64.01%) and aged 26–35 years (40.77%). In addition, most participants had a bachelor's degree (87.24%) and were married (70.62%). Finally, most had ≤5 years (40.55%) of teaching experience.

xxx

**Commented [p4]:** Please include your data analysis technique.

## 4. Results and discussion

### 4.1. Results

As presented in Table 2, the descriptive analysis results indicate the mean values of the PsyCap indicators from lowest to highest: Hop = 11.09, Opt = 11.80, Sel = 12.53, and Res = 12.91. For EI indicators: SR = 8.45, RM = 8.49, Emp = 8.59, SA = 8.84, and Mot = 9.06. For OC indicators: AC = 11.77, NC = 13.11, and CC = 16.26. For TI indicators: OLJ = 2.62, OGNW = 2.85, ETLO = 3.03, ILO = 3.20, and UFAJ = 3.21. The standard deviation (SD) values of the PsyCap indicators were Res = 1.414, Sel = 1.515, Opt = 1.658, and Hop = 1.954. For EI indicators: Mot = .948, SA = .993, Emp = 1.007, SR = 1.008, and RM = 1.083. For OC indicators: NC = 1.695, AC = 2.114, and CC = 2.402. For TI indicators: OLJ = 1.136, ETLO = 1.184, OGNW = 1.208, ILO = 1.508, and UFAJ = 1.516. Overall, the mean value obtained was higher than the SD value. Therefore, the overall representation of the data is good. In addition, the correlation analysis results between the indicators revealed a significant relationship ( $p < .01$ ). This condition shows that all the indicators have a reciprocal relationship. However, this relationship does not indicate the currency of multicollinearity symptoms because all the correlation coefficient values are  $< .8$ .

As displayed in Table 3, the results of the confirmatory factor analysis show that all factor loading values ( $\lambda$ ) are greater than .30, while the  $t$  value is greater than the critical value (1.65). This indicates that all indicators are valid (Costello & Osborne, 2005), so it can measure all research constructs (variables). In addition, it obtained a construct reliability (CR) value greater than .70 and an average variance extracted (AVE) value greater than .50. It shows excellent internal consistency (reliability) and acceptable convergent validity (Hair et al., 2018).

The output of LisRel 8.80, summarized in Table 4, shows the goodness of fit (GOF) index results. Of the 11 measurement criteria, nine indices met the requirements (good fit), while the others did not (poor fit), namely Chi-Square and Sig. probability. In many cases, Chi-Square tends to be sensitive to large sample sizes of more than 200 (Hair et al., 2018), as in this study involving 439 teachers. Therefore, in this study, the Chi-Square index did not meet these requirements (poor fit). However, overall, these results can be considered fit because the majority (nine) of the criteria tested fulfill the requirements.

As displayed in Table 5 and Figures 1 and 2, the SEM results indicate that four hypotheses are significant (supported) with a  $t$  value  $>$   $t$  table at  $\alpha = .05$  and  $.01$ ; they are  $H_2$ ,  $H_3$ ,  $H_4$ , and  $H_6$ . Therefore, EI has a negative direct effect on TI ( $\gamma = -.21$ ,  $p = .05$ ), OC has a negative direct effect on TI ( $\beta = -.39$ ,  $p = .01$ ), PsyCap has a positive direct effect on OC ( $\gamma = .67$ ,  $p = .01$ ), and PsyCap has a negative indirect effect on TI mediated by OC ( $\beta = -.26$ ,  $p = .01$ ). This suggests that improving EI and OC can reduce TI. In addition, high PsyCap potentially increases OC and mitigates TI supported by OC. However, the other three hypotheses ( $H_1$ ,  $H_5$ , and  $H_7$ ) are non-significant (unsupported) with a  $t$  value  $>$   $t$  table at  $\alpha = .05$ . Hence, PsyCap does not negatively directly affect TI ( $\gamma = -.15$ ,  $p = .05$ ), EI does not positively directly affect OC ( $\gamma = -.04$ ,  $p = .05$ ), and EI does not indirectly affect TI mediated by OC ( $\beta = .02$ ,  $p = .05$ ). This shows that adequate PsyCap cannot be relied on to overcome TI among teachers. Further, high EI cannot increase teachers' OC, nor can it even mitigate TI when obtaining OC support.

### 4.2. Discussion

This study proved that EI negatively affects TI and confirmed that EI can reduce TI. Thus, improving EI can mitigate potential TI. This evidence aligns with previous scholars' finding that EI significantly affects TI (e.g., Bartk, 2019; Fernando & Gamage, 2019; Hanib & Wan Abdullah, 2020; Hosain, 2019; Zeidan, 2020; Zulmi et al., 2020). In addition, the research results provide empirical evidence that OC negatively affects TI, confirming that OC's existence potentially reduces TI; therefore, increasing OC among teachers can reduce TI. This finding is similar to those of several prior studies that concluded that OC influences TI (e.g., Güllü et al., 2020; Nurtati et al., 2020; S. Zhou et al., 2020; Scales & Brown, 2020). This study also revealed that PsyCap positively

Table 2. Descriptive statistics and correlation matrix

Variables	Mean	SD	1	2	3	4	5	6	7	8	9	10	11	12	13	14	15	16	17
<b>PsyCap</b>																			
1. Sel	12.53	1.515	1.00																
2. Opt	11.80	1.658	.62**	1.00															
3. Hop	11.09	1.954	.36**	.54**	1.00														
4. Res	12.91	1.414	.53**	.51**	.38**	1.00													
<b>EI</b>																			
5. SA	8.84	.993	.33**	.32**	.23**	.31**	1.00												
6. SR	8.45	1.008	.33**	.36**	.26**	.35**	.45**	1.00											
7. Mot	9.06	.948	.44**	.31**	.24**	.37**	.44**	.42**	1.00										
8. Emp	8.59	1.007	.45**	.37**	.23**	.40**	.37**	.41**	.43**	1.00									
9. RM	8.49	1.083	.47**	.47**	.25**	.39**	.31**	.44**	.46**	.55**	1.00								
<b>OC</b>																			
10. AC	11.77	2.114	.34**	.40**	.30**	.34**	.15**	.24**	.12**	.21**	.25**	1.00							
11. NC	13.11	1.695	.33**	.28**	.23**	.44**	.23**	.20**	.26**	.22**	.28**	.40**	1.00						
12. CC	16.26	2.402	.32**	.41**	.29**	.37**	.18**	.24**	.20**	.26**	.31**	.59**	.51**	1.00					
<b>TI</b>																			
ETLO	3.03	1.184	-.19**	-.19**	-.24**	-.23**	-.12**	-.16**	-.13**	-.13**	-.15**	-.23**	-.23**	-.21**	1.00				
OLJ	2.62	1.136	-.25**	-.20**	-.14**	-.24**	-.13**	-.17**	-.21**	-.19**	-.19**	-.21**	-.19**	-.25**	.35**	1.00			
UFAJ	3.21	1.516	-.26**	-.31**	-.23**	-.24**	-.11*	-.24**	-.18**	-.24**	-.28**	-.33**	-.20**	-.39**	.24**	.20**	1.00		
OGNW	2.85	1.208	-.20**	-.21**	-.13**	-.19**	-.15**	-.16**	-.11*	-.18**	-.13**	-.25**	-.18**	-.32**	.24**	.25**	.35**	1.00	
ILO	3.20	1.508	-.29**	-.24**	-.15**	-.28**	-.20**	-.20**	-.25**	-.26**	-.24**	-.14**	-.13**	-.22**	.32**	.27**	.31**	.45**	1.00

\*\*p &lt; .01

Table 3. Results of confirmatory factor analysis

Variable	Indicator	$\lambda$	$\lambda^2$	t value	e	CR	AVE
Pscap	Sel	.73	.54	16.07	.46	.798	.541
	Opt	.85	.72	19.11	.28		
	Hop	.59	.34	12.33	.65		
	Res	.63	.40	13.49	.60		
EI	SA	.57	.33	11.66	.67	.787	.536
	SR	.64	.41	13.37	.59		
	Mot	.66	.44	13.82	.56		
	Emp	.69	.47	14.64	.52		
OC	RM	.69	.47	14.67	.52	.764	.523
	AC	.68	.46	13.26	.54		
	NC	.59	.34	11.65	.66		
TI	CC	.88	.77	16.52	.23	.782	.527
	ETLO	.49	.24	8.99	.76		
	OLJ	.45	.21	8.26	.80		
	UFAJ	.49	.24	9.10	.76		
	OGNW	.63	.40	11.77	.60		
	ILO	.67	.45	12.43	.55		

affects OC. These findings indicate the empirical fact that a person's PsyCap can increase OC. Thus, improving the actual condition of PsyCap teachers could trigger an increase in OC. This is consistent with the results of Huynh and Hua (2020), Sürücü et al. (2020), and Nguyen and Ngo (2020), who found that PsyCap significantly affects OC.

In addition, this study found a significant mediating effect of OC on PsyCap's relationship with TI, which shows the strategic position of OC in the causal relationship between PsyCap and TI. From this perspective, OC can mediate the effect of PsyCap on TI; therefore, its existence needs to be considered in reducing TI via PsyCap. This evidence is consistent with that of previous studies that concluded that PsyCap impacts OC (e.g., J. Zhou et al., 2018; Nguyen & Ngo, 2020; Pant & Parveen, 2022; Ribeiro et al., 2021) and OC with TI (e.g., Faliza et al., 2023; Ong et al., 2019; Solikhah & Andriani, 2023; Terason, 2018; Zhu et al., 2022).

This study also reveals other empirical facts inconsistent with those of several previous studies. For example, EI does not affect OC, PsyCap does not influence TI, and EI does not indirectly affect TI mediated by OC. The relationship between EI and OC indicates that teachers' EI does not affect OC. It is difficult to understand whether teachers' problems related to their income from schools as compensation for teaching, which is very limited and far from sufficient to fulfill a decent life, is not considered. However, if it can be cited as an excuse, then the absence of EI's influence on OC is understandable. Therefore, it makes sense that these findings are inconsistent with those of Mahanta and Goswami (2020), Ramli and Novariani (2020) and Alsughayir (2021). However, this is similar to Aghdasi et al. (2011), who found that EI had no significant relationship with OC. These findings further deepen the research gap regarding the relationship between EI and OC, which requires scientific clarification as soon as possible.

Regarding the link between PsyCap and TI, PsyCap cannot reduce TI. As in the case of EI, this is related to the minimal teacher salary. When teachers are economically depressed, no matter how strong PsyCap is, it cannot reduce TI. Therefore, it can also be understood why this finding contradicts those of previous studies, such as Wen (2020), Da et al. (2020), and Chen et al. (2021), that determined that PsyCap influences TI. The influence of EI on TI mediated by OC

Table 4. Goodness of fit statistics

Goodness of Fit Index	Cut of Value	Result	Information
<b>Absolute Fit Measures</b>			
Chi-Square	$\chi^2 < \chi^2$ table	288.67	Poor
Sig. Probability	$P > .05$	.00	Poor
GFI	$\geq .09$	.93	Good
RSMEA	$\leq .08$	.060	Good
<b>Incremental Fit Measures</b>			
NFI	$> .90$	.95	Good
NNFI	$\geq .90$	.96	Good
AGFI	$\geq .90$	.90	Good
CFI	$\geq .90$	.97	Good
RFI	$\geq .90$	.94	Good
<b>Parsimony Fit Measures</b>			
Normed Chi-Square	1–2 or $< 3$	2.88	Good
PNFI	0–1	.79	Good

Table 5. Summary of path coefficients and *t* values

Hypothesis	Path Coefficients	T Value	Hypothesis Testing
H <sub>1</sub> : PsyCap on TI	-.15 <sup>ns</sup>	-1.15	Unsupported
H <sub>2</sub> : EI on TI	-.21*	-1.88	Supported
H <sub>3</sub> : OC on TI	-.39**	-4.26	Supported
H <sub>4</sub> : PsyCap on OC	.67**	6.17	Supported
H <sub>5</sub> : EI on OC	-.04 <sup>ns</sup>	-.40	Unsupported
H <sub>6</sub> : PsyCap on TI mediated by OC	-.26**	-3.57	Supported
H <sub>7</sub> : EI on TI mediated by OC	.02 <sup>ns</sup>	.39	Unsupported

\*\**p* < .01\**p* < .05<sup>ns</sup>*p* > .05

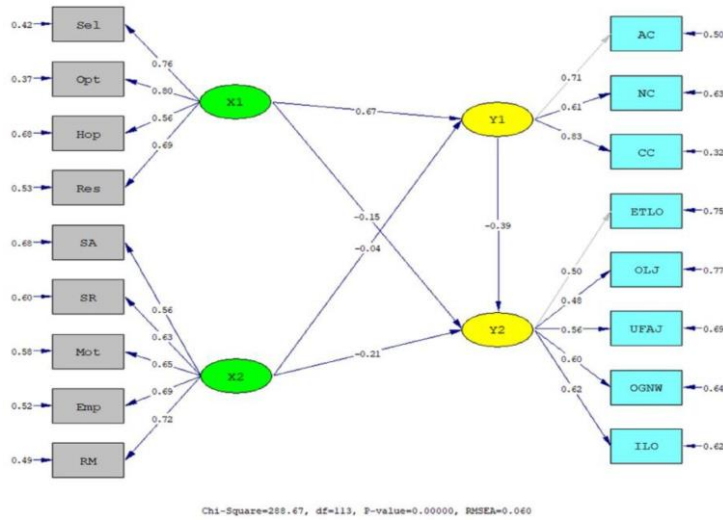
seems to be due to the absence of EI effects on OC, which subsequently reduces the chances of EI's influence on turnover through OC. Hence, the findings are inconsistent with the results of previous studies and create a research gap deeply more that requires scientific clarification and confirmation through future research. However, the inconsistency in the research results does not negate the contribution of PsyCap, EI, and OC. These three variables either directly or indirectly contribute to TI. Accordingly, these three variables need to be improved and enhanced to contribute more to reducing TI.

##### 5. Contribution and implications

This study confirms the significant effects of EI and OC on TI, PsyCap on OC, and PsyCap on TI through OC. These findings empirically show that EI, PsyCap, and OC make vital contributions to TI. Under adequate or high conditions, all three can be relied on to mitigate or reduce potential TI. In addition, this study revealed insignificant results between PsyCap and TI, EI and OC, and EI and TI through OC. This finding is inconsistent with several previous studies, suggesting that PsyCap, EI, OC, and TI do not mutually support each other. However, the significant role of OC in mediating the influence of PsyCap on TI is empirical evidence that shows the dynamics of a causal relationship between PsyCap, OC, and TI and confirms new findings that require further follow-up. Thus,

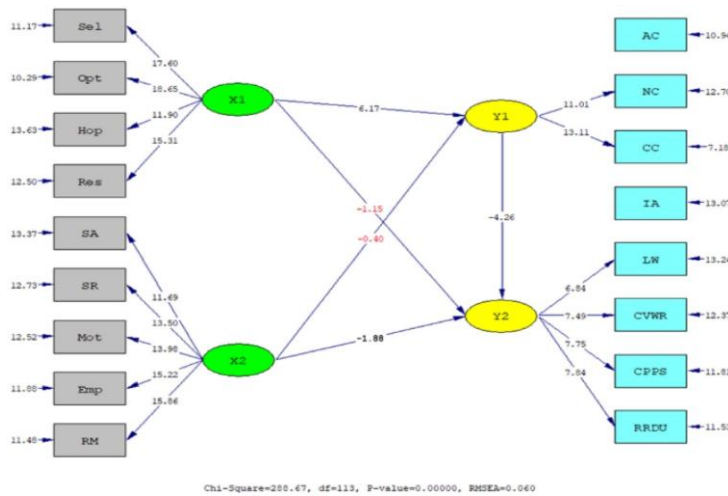
**Figure 1. Standardized structural model.**

Note: X1 = PsyCap, X2 = EI, Y1 = OC, Y2 = TI



**Figure 2. T value of structural model.**

Note: X1 = PsyCap, X2 = EI, Y1 = OC, Y2 = TI



although the theoretical model, along with the hypotheses of this study, are not fully confirmed, the empirical evidence generated through hypothesis testing makes a scientific contribution, especially linked to the causal relationship between PsyCap, EI, OC, and TI. In addition, the empirical evidence produced by this study provides practical implications for the delivery of education in private schools to mitigate the intensity of turnover among teachers. School management can take advantage of the potential of PsyCap, EI, and teacher OC, with mediating dynamics



to reduce teacher TI. Other organizations, such as business organizations, can also use this study's results as part of a strategy to anticipate employee turnover.

## 6. Conclusion

This study focuses on PsyCap, EI, and OC affecting TI and attempts to confirm that PsyCap and EI affect TI through OC. The results showed that EI and OC have a negative direct effect on TI, PsyCap has a positive direct effect on OC, and PsyCap has a negative indirect effect on TI mediated by OC. In addition, PsyCap has no negative direct effect on TI, EI has no positive direct effect on OC, and EI has no negative indirect effect on TI mediated by OC, which is inconsistent with the results of prior studies. These inconsistencies have generated a research gap deeply that requires scientific clarification and confirmation in future research. Practitioners can take advantage of these studies' results to reduce TI through PsyCap, EI, and OC perspectives.

XXX

### Funding

The authors received no external funding for this research.

### Author details

Furtasan Ali Yusuf<sup>1</sup>

Widodo Widodo<sup>2</sup>

E-mail: widomag@gmail.com

ORCID ID: <http://orcid.org/0000-0002-4564-2694>

<sup>1</sup> Elementary School Teacher Education Department, Universitas Bina Bangsa, Serang, Banten, Indonesia.

<sup>2</sup> Social Science Education Department, Postgraduate Faculty, Universitas Indraprasta PGRI, Jakarta, Indonesia.

### Disclosure statement

No potential conflict of interest was reported by the author(s).

### Citation information

Cite this article as: The secret of reducing turnover intention: Evidence from Indonesia, Furtasan Ali Yusuf & Widodo Widodo, *Cogent Business & Management* (2023), XX(XXXX).

### References

- Aghdasi, S., Kiamanesh, A. R., & Ebrahim, A. N. (2011). Emotional intelligence and organizational commitment: Testing the mediatory role of occupational stress and job satisfaction. *Predia-Social and Behavioral Sciences*, 29, 1965–1976. <https://doi.org/10.1016/j.sbspro.2011.11.447>
- Ahmed, Z., Sabir, S., Khosa, M., Ahmad, I., & Bilal, M. A. (2016). Impact of employee turnover on organizational effectiveness in the telecommunication sector of Pakistan. *IOSR Journal of Business and Management*, 18(11), 128–136. <https://doi.org/10.9790/487X-1810041118>
- Alismail, S. S., Cavaliere, L. P. L., Srinivasan, K., Chauhan, S., Muda, S., & Gangodkar, D. (2022). The effect of emotional intelligence on job satisfaction and organizational commitment in the case of educational sector. *Webology*, 19(1), 5236–5258. <https://doi.org/10.14704/WEB/V19I1/WEB19352>
- Alsughayir, A. (2021). The effect of emotional intelligence on organizational commitment: Understanding the mediating role of job satisfaction. *Management Science Letters*, 11, 1309–1316. <https://doi.org/10.5267/j.msl.2020.11.008>
- Baker, R., Jaaffar, A. H., Sallehuddin, H., Hassan, M. A., & Mohamed, R. (2019). The relationship between emotional intelligence and affective commitment: An examination of police officers. *International Journal of Recent Technology and Engineering*, 8(259), 658–665. <https://doi.org/10.35940/ijrte.B1138.09825919>
- Baluku, M. M., Mugabi, E. N., Nansamba, J., Matagi, L., Onderi, P., & Otto, K. (2021). Psychological capital and career outcomes among final year university students: The mediating role of career engagement and perceived employability. *International Journal of Applied Positive Psychology*, 6(1), 55–80. <https://doi.org/10.1007/s41042-020-00040-w>
- Bartk, A. (2019). A study on the relationship between emotional intelligence and employee turnover. *Performance Improvement*, 58(5), 6–21. <https://doi.org/10.1002/pfi.21865>
- Beardwell, V., & Thompson, V. (2017). *Human resource management: A contemporary approach* (8th ed.). Pearson Education Limited.
- Bradberry, T., & Greaves, J. (2009). *Emotional intelligence*. Publisher Group West.
- Carmona-Halty, M., Schaufeli, W. B., & Salanova, M. (2019). Good relationships, good performance: The mediating role of psychological capital – a three-wave study among students. *Frontiers in Psychology*, 10(306), 1–5. <https://doi.org/10.3389/fpsyg.2019.00306>
- Çavus, M. F., & Gökçen, A. (2015). Psychological capital: Definition, components, and effects. *British Journal of*

Commented [p5]: Please explain the limitations of your research and recommendations for further research.

- Education, Society & Behavioural Science*, 5(3), 244–255. <https://doi.org/10.9734/BJESBS/2015/12574>
- Çelik, M. (2018). The effect of psychological capital level of employees on workplace stress and employee TI. *Innovar*, 28(68), 67–75. <https://doi.org/10.15446/innovar.v28n68.70472>
- Chamisa, S. F., Mjoli, T. Q., & Mhlanga, T. S. (2020). Psychological capital and organizational citizenship behavior in selected public hospitals in the Eastern Cape Province of South Africa. *SA Journal of Human Resource Management*, 18(1), 1–12. <https://doi.org/10.4102/sajhrm.v18i0.1247>
- Chen, G., Sang, L., Rong, J., Yan, H., Liu, H., Cheng, J., Wang, L., Ding, H., & Chen, R. (2021). Current status and related factors of turnover intention of primary medical staff in Anhui Province, China: A cross-sectional study. *Human Resources for Health*, 19(23), 1–10. <https://doi.org/10.1186/s12960-021-00563-6>
- Chugh, N. (2020). Organizational commitment as related to psychological capital among secondary school teachers. *International Journal of Multidisciplinary Research and Modern Education*, 6(2), 37–40.
- Cooper, R. K., & Sawaf, A. (1997). Executive EQ: Emotional intelligence in leadership and organizations. The Berkley Publishing Group.
- Costello, A. B., & Osborne, J. W. (2005). Best practices in exploratory factor analysis: Four recommendations for getting the most from your analysis. *Practical Assessment, Research, and Evaluation*, 10(7), 1–9. <https://doi.org/10.7275/jy1-4868>
- Da, S., He, Y., & Zhang, X. (2020). Effectiveness of psychological capital intervention and its influence on work-related attitudes: Daily online self-learning method and randomized controlled trial design. *International Journal of Environmental Research and Public Health*, 17, 8754. <https://doi.org/10.3390/ijerph17238754>
- Dhiman, N., & Arora, N. (2018). Exploring the relationship of PsyCap and turnover intention: A study among health professionals. *Amity Business Review*, 19(1), 106–118.
- Dhungana, S., & Kautish, S. (2020). Impact of emotional intelligence on job performance and organizational commitment: A comparative study of selected 21 Public and Private Banks of Nepal. *LBEF Research Journal of Science, Technology and Management*, 2(3), 29–44.
- Doan, T. T. T., Nguyen, L. C. T., & Nguyen, T. D. N. (2020). Emotional intelligence and project success: The roles of transformational leadership and organizational commitment. *Resour Policy*, 7(3), 223–233. <https://doi.org/10.13106/jafeb.2020.vol7.no3.223>
- Falza, N., Fakrurrazi, & Qumarius, I. (2023). Employee turnover intention. *International Journal of Educational Review, Law and Social Sciences*, 3(1), 367–373. <https://radjapublika.com/index.php/IJERLAS>
- Fernando, P. A. S., & Gamage, P. (2019). Emotional intelligence and employee intention to remain: A case study of an organization in fast moving consumer goods in Sri Lanka. *International Journal of Managerial Studies and Research*, 7(8), 13–25. <https://doi.org/10.20431/2349-0349.0708002>
- Ghadi, M. Y. (2017). The impact of workplace spirituality on voluntary turnover intention through loneliness at work. *Journal of Economic and Administrative Sciences*, 33(1), 81–110. <https://doi.org/10.1108/JEAS-03-2016-0005>
- Giao, H. N. K., Vuong, B. N., Huan, D. D., Tushar, H., & Quan, T. N. (2020). The effect of emotional intelligence on turnover intention and the moderating role of perceived organizational support: Evidence from the Banking Industry of Vietnam. *Sustainability*, 12(5), 1857. <https://doi.org/10.3390/su12051857>
- Goleman, D. (1998). *Working with emotional intelligence*. Bantam Books.
- Güllü, S., Yildiz, B. S., & Kaya, R. (2020). The mediating effect of organizational commitment between mobbing and turnover intention: An application on physical education and sports teachers. *European Journal of Education Studies*, 7(2), 182–189.
- Gupta, V. (2019). Talent management dimensions and its relationship with Generation Y employee's intention to quit: An Indian hotel perspective. *International Journal of Tourism Cities*, 6(3), 583–600. <https://doi.org/10.1108/IJTC-02-2019-0018>
- Hadian, D. (2017). The relationship organizational culture and organizational commitment on public service quality; perspective local government in Bandung, Indonesia. *International Review of Management and Marketing*, 7(1), 230–237.
- Hair, J. F., Babin, B. J., Anderson, R. E., & Black, W. C. (2018). *Multivariate data analysis* (8<sup>th</sup> ed.). Cengage India.
- Hakim, L. N., Rosid, M. A., & Kusumawati, I. (2022). Effect of job satisfaction and organizational commitment to turnover intention at PT. Acs Aerofood. *International Journal of Social Science (IJSS)*, 2(2), 1431–1440. <https://doi.org/10.53625/ijss.v2i2.3070>
- Hall, M., & Smith, D. (2009). Mentoring and turnover intentions in public accounting firms: A research note. *Accounting, Organizations and Society*, 34(6–7), 695–704. <https://doi.org/10.1016/j.aos.2008.11.003>
- Hanib, F. N., & Wan Abdullah, W. A. (2020). Effects of perceived organizational support and emotional intelligence on turnover intention among logistics drivers. *Malaysian Journal of Social Sciences and Humanities*, 5(10), 258–266. <https://doi.org/10.47405/mjssh.v5i10.502>
- Hom, P. W., Lee, T. W., Shaw, J. D., & Hausknecht, J. P. (2017). One hundred years of employee turnover theory and research. *The Journal of Applied Psychology*, 102(3), 530–545. <https://doi.org/10.1037/apl0000103>
- Hosain, S. (2019). Impact of emotional intelligence on turnover intentions of front-line bank employees of Bangladesh: The role of leadership. *International Journal of Business Insights and Transformation*, 12(1), 6–16.
- Huynh, T. N., & Hua, A. N. T. (2020). The relationship between task-oriented leadership style, psychological capital, job satisfaction and organizational commitment: Evidence from Vietnamese small and medium sized enterprises. *Journal of Advances in Management Research*, 14(4), 583–604. <https://doi.org/10.1108/JAMR-03-2020-0036>
- Imran, M., & Shahnawaz, M. G. (2020). PsyCap and performance: Wellbeing at work as a mediator. *Asia-Pacific Journal of Management Research and Innovation*, 16(2), 1–10. <https://doi.org/10.1177/2319510X20915999>
- Issah, M. (2018). Change leadership: The role of emotional intelligence. *SAGE Open*, 8(3), 1–6. <https://doi.org/10.1177/2158244018800910>
- Johar, S. S., Ibrahim, N. A., & Isa, K. (2020). Emotional intelligence impact on normative organizational commitment in public sector. *International Journal of Advanced Science and Technology*, 29(10S), 890–895.
- Karatepe, O. M., & Avci, T. (2017). The effects of psychological capital and work engagement on nurses' lateness attitude and turnover intentions. *Journal of Management Development*, 36(8), 1–24. <https://doi.org/10.1108/JMD-07-2016-0141>
- Lai, M. -C., & Chen, Y. -C. (2012). Self-efficacy, effort, job performance, job satisfaction, and turnover intention: The effect of personal characteristics on organization performance. *International Journal of*

- Innovation, Management and Technology*, 3(4), 387–391. <https://doi.org/10.7763/IJIMT.2012.V3.260>
- Lin, C. -Y., & Huang, C. -K. (2021). Employee turnover intentions and job performance from a planned change: The effects of an organizational learning culture and job satisfaction. *International Journal of Manpower*, 42(3), 409–423. <https://doi.org/10.1108/IJM-08-2018-0281>
- Lone, M. A., & Lone, A. H. (2018). Does emotional intelligence predict leadership effectiveness? An exploration in Non-Western context. *South Asian Journal of Human Resources Management*, 5(1), 28–39. <https://doi.org/10.1177/2322093718766806>
- Long, C. S., Thean, L. Y., Ismail, W. K., & Jusoh, A. (2012). Leadership styles and employees' turnover intention: Exploratory study of academic staff in a Malaysian College. *World Applied Sciences Journal*, 19(4), 575–581. <https://doi.org/10.5829/idosi.wasj.2012.19.04.155>
- Luthans, F., & Youssef, C. M. (2004). Human, social, and now positive psychological capital management: Investing in people for competitive advantage. *Organizational Dynamics*, 33(2), 143–160. 2004.01.003. <https://doi.org/10.1016/j.orgdyn.2004.01.003>
- Luthans, F., & Youssef-Morgan, C. M. (2017). Psychological capital: An evidence-based positive approach. *Reviews in Advance*, 4, 339–366. <https://doi.org/10.1146/annurev-orgpsych-032516-113324>
- MacCann, C., Jiang, Y., Brown, L. R. E., Double, K. S., Bucich, M., & Minbashian, A. (2020). Emotional intelligence predicts academic performance: A meta-analysis. *Psychological Bulletin*, 146(2), 150–186. <https://doi.org/10.1037/bul0000219>
- Mahanta, M., & Goswami, K. (2020). Exploring the role of ethics in the emotional intelligence - organizational commitment relationship. *Asian Journal of Business Ethics*, 9(2), 275–303. <https://doi.org/10.1007/s13520-020-00110-x>
- Mayer, J. D., & Salovey, P. (1997). What is emotional intelligence? In P. Salovey & D. Sluyter (Eds.), *Emotional development and emotional intelligence: Educational implications* (pp. 3–31). Perseus Books Group.
- Meyer, J. P., & Allen, N. J. (1991). A three-component conceptualization of organizational commitment. *Human Resource Management Review*, 1(1), 61–89. [https://doi.org/10.1016/1053-4822\(91\)90011-Z](https://doi.org/10.1016/1053-4822(91)90011-Z)
- Miao, C., Humphrey, R. H., & Qian, S. (2018). A cross-cultural meta-analysis of how leader emotional intelligence influences subordinate task performance and organizational citizenship behavior. *Journal of World Business*, 53(4), 463–474. <https://doi.org/10.1016/j.jwb.2018.01.003>
- Mir, A. (2018). Emotional intelligence and turnover intention: An investigative study. *International Journal of Management Studies*, V(4), 136–140. [https://doi.org/10.18843/ijms/v5i1\(4\)/21](https://doi.org/10.18843/ijms/v5i1(4)/21)
- Nangoy, R., & Hamsal, M. (2018). An interaction between employee psychological capital, perceived organizational fit, and work well-being on organizational commitment: An empirical study on e-commerce industry in Indonesia. *Journal of Strategic and Global Studies*, 1(1), 25–46. <https://doi.org/10.7454/jsqs.v1i1.1002>
- Newstrom, J. W. (2017). *Organizational behavior: Human behavior at work* (12<sup>th</sup> ed.). McGraw Hill.
- Nguyen, H. A., & Ngo, T. T. (2020). Psychological capital, organizational commitment, and job performance: A case in Vietnam. *Resour Policy*, 7(5), 269–278. <https://doi.org/10.13106/jafeb.2020.vol7.no5.269>
- Noe, R. A., Hollenbeck, J. R., Gerhart, B., & Wright, P. M. (2019). *Human resource management: Gaining a competitive advantage* (11<sup>th</sup> ed.). McGraw-Hill Education.
- Nurtati, Y. N., Untari, M. T., & Untari, M. T. (2020). Turnover intention: The impact of ethical climate, job satisfaction, and organizational commitment. *RELEVANCE. Journal of Management and Business*, 3(1), 075–089. <https://doi.org/10.22515/relevance.v3i1.2389>
- Nurtjahjono, G. E., Setyono, L., Sugastuti, R. H., & Fisabilillah, R. J. (2023). Predicting turnover intention through employee satisfaction and organizational commitment in Local Banks in East Java. *PROFIT: Jurnal Administrasi Bisnis*, 17(1), 94–102.
- Ong, J. F. B., Tan, J. M. T., Villareal, R. F. C., & Chiu, J. L. (2019). Impact of quality work life and prosocial motivation on the organizational commitment and turnover intent of public health practitioners. *Review of Integrative Business and Economics Research*, 8(4), 24–43.
- Pant, V., & Parveen, A. (2022). Psychological capital and organizational commitment among secondary school teachers. *The International Journal of Indian Psychology*, 10(3), 1041–1046. <https://doi.org/10.25215/1003.114>
- Pariat, R. G., Kalita, B., & Choudhury, A. (2017). The study of impact of psychological capital on work attitude and commitment. *Journal of Management in Practice*, 2(1), 1–20.
- Park, K. O., Kim, S. Y., & Kim, J. K. (2013). Hospital nurses' experience of bullying in the workplace and burnout, organizational commitment, turnover intention, and nursing productivity. *Journal of Korean Clinical Nursing Research*, 19(2), 169–180. <https://doi.org/10.22650/JKCNR.2013.19.2.169>
- Ramli, A. H., & Novariani, F. (2020). Emotional intelligence, organizational commitment, and job performance in the private hospital. *Proceedings of the International Conference on Management, Accounting, and Economy (ICMAE 2020). Advances in Economics, Business and Management Research*, 151, 280–284. <https://doi.org/10.2991/aebr.k.200915.063>
- Rana, A. H., & Abbasi, A. S. (2013). Impact of talent management and employee turnover intention on organizational efficiency – a case of telecommunication sector of Pakistan. *Science International (Lahore)*, 25(3), 637–642.
- Riana, I. G. (2021). Influence of spiritual leadership, organizational commitment and its effect on the performance of Lembaga Perkreditan Desa. *The Journal of Asian Finance, Economics and Business*, 8(2), 1111–1124. <https://doi.org/10.13106/jafeb.2021.vol8.no2.1111>
- Ribeiro, N., Gupta, M., Gomes, D., & Alexandre, N. (2021). Impact of psychological capital (PsyCap) on affective commitment: Mediating role of affective well-being. *International Journal of Organizational Analysis*, 29(4), 1015–1029. <https://doi.org/10.1108/IJOA-04-2020-2122>
- Rivaldi, E., & Sadeli, J. (2020). Investigating the effects of psychological capital on TI. In *International Conference on Economics, Business and Economic Education 2019. KnE Social Sciences*, 903–916. <https://doi.org/10.18502/kss.v4i6.6650>
- Rizki, V. L., Titisari, P., & Prihatini, D. (2019). The role of emotional intelligence and organizational commitment in increasing OCB and employee performance. *International Journal of Scientific Research and Management*, 7(05), 1139–1147. <https://doi.org/10.18535/ijrm/v7i5.em03>

- Robbins, S. P., & Judge, T. A. (2019). *Organizational behavior* (18<sup>th</sup> ed.). Pearson Education Limited.
- Sabarrudin, M. A., & Djamil, M. (2023). The impact of organizational commitment and motivation on turnover intention with job satisfaction as a variable intervening at PT BGR Logistics Indonesia Post-Merger. *Dinasti International Journal of Digital Business Management*, 4(2), 233–241. <https://doi.org/10.31933/djdbm.v4i2>
- Sánchez-Álvarez, N., Berrios Martos, M. P., & Extremera, N. (2020). A Meta-Analysis of the relationship between emotional intelligence and academic performance in secondary education: A Multi-stream comparison. *Frontiers in Psychology*, 11, 1517. <https://doi.org/10.3389/fpsyg.2020.01517>
- Saraswati, K. D. H. (2019). Work engagement: The impact of psychological capital and organizational justice and its influence on turnover intention. *Journal of Management and Marketing Review*, 4(1), 86–91.
- Scales, N., & Brown, H. Q. (2020). The effects of organizational commitment and harmonious passion on voluntary turnover among social workers: A mixed-methods study. *Children and Youth Services Review*, 110, 1–10. <https://doi.org/10.1016/j.childyouth.2020.104782>
- Shahid, S. A. M., Jani, S. H. M., Thomas, M., & Francis, P. (2015). The relationship between emotional intelligence and teaching effectiveness of lecturers in public and private universities in Malaysia. *International Journal of Social Science and Humanity*, 5(4), 408–412. <https://doi.org/10.7763/IJSSH.2015.V5.490>
- Sharma, S., & Tiwari, V. (2022). Modelling the impact of emotional intelligence, career success and happiness on turnover intention among managerial-level employees in the information technology industry. *FIIB Business Review*, 11(1), 231971452211210. <https://doi.org/10.1177/23197145221121082>
- Silva, D., & Coelho, A. (2019). The impact of emotional intelligence on creativity, the mediating role of worker attitudes and the moderating effects of individual success. *Journal of Management & Organization*, X, 1–19. <https://doi.org/10.1017/jmo.2018.60>
- Slåtten, T., Mutonyi, B. R., & Lien, G. (2020). The impact of individual creativity, psychological capital, and leadership autonomy support on hospital employees' innovative behavior. *BMC Health Services Research*, 20(1096), 1–17. <https://doi.org/10.1186/s12913-020-05954-4>
- Soleimani, A. G., Einolahzadeh, H., & Tiu Wright, L. (2017). The mediating effect of leader-member exchange in relationship with emotional intelligence, job satisfaction, and turnover intention. *Cogent Business & Management*, 4(1), 1419795. <https://doi.org/10.1080/23311975.2017.1419795>
- Solikhah, S., & Andriani, D. (2023). The effect of organizational commitment and physical work environment on turnover intention with job satisfaction as an intervening variable at company. *Indonesian Journal of Law and Economics Review*, 18, 7–15. <https://doi.org/10.21070/ijler.v18i0.876>
- Suganda, U. K. (2022). Reducing turnover intention: The mediating role of work-life balance and organizational commitment. *International Journal of Business Ecosystem & Strategy*, 4(3), 01–12. <https://doi.org/10.36096/ijbes.v4i3.344>
- Suleman, Q., Syed, M. A., Mahmood, Z., & Hussain, I. (2020). Correlating emotional intelligence with job satisfaction: Evidence from a cross-sectional study among secondary school heads in Khyber Pakhtunkhwa, Pakistan. *Frontiers in Psychology*, 11, 240. <https://doi.org/10.3389/fpsyg.2020.00240>
- Sürücü, L., Maslakçı, A., & Şeşen, H. (2020). The role of positive psychological capital in the effect of leadership styles on organizational commitment: A study of hospitality services. *African Journal of Hospitality, Tourism and Leisure*, 9(2), 1–16.
- Sutrisno, J., & Widhianto, C. W. (2021). The relationship of emotional intelligence, work environment, and company reputation to millennial generation turnover intention mediated by job satisfaction during the COVID-19 pandemic. *Jurnal Digimantech*, 1(2), 13–30. <https://doi.org/10.30813/digimantech.v1i2.3366>
- Suyono, J., Eliyana, A., Ratmawati, D., & Ahmad, M. A. (2021). Psychological capital, work environment, and workload on turnover intention: The mediating role of organizational commitment. *Systematic Reviews in Pharmacy*, 12(1), 131–132.
- Tang, Y., Shao, Y.-F., & Chen, Y.-J. (2019). Assessing the mediation mechanism of job satisfaction and organizational commitment on innovative behavior: The perspective of psychological capital. *Frontiers in Psychology*, 10, 2699. <https://doi.org/10.3389/fpsyg.2019.02699>
- Terason, S. (2018). Managerial turnover intention as a result of leadership behavior, job satisfaction and organizational commitment: Evidence from cross-national fitness enterprises in Thailand. *Academy of Strategic Management Journal*, 17(1), 1–12.
- Van Griethuijsen, R. A. L. F., van Eijk, M. W., Haste, H., den Brok, P. J., Skinner, N. C., Mansour, N., Savran Gencer, A., & BouJaoude, S. (2015). Global patterns in students' views of science and interest in science. *Research in Science Education*, 45(4), 581–603. <https://doi.org/10.1007/s11165-014-9438-6>
- Wang, Y., Chen, Y., & Zhu, Y. (2021). Promoting innovative behavior in employees: The mechanism of leader psychological capital. *Frontiers in Psychology*, 11, 598090. <https://doi.org/10.3389/fpsyg.2020.598090>
- Waters, L., Strauss, G., Somech, A., Haslam, N., & Dussert, D. (2020). Does team psychological capital predict team outcomes at work? *International Journal of Wellbeing*, 10(1), 1–25. <https://doi.org/10.5502/ijw.v10i1.923>
- Wei, Y. W. (2015). Do employees high in general human capital tend to have higher TIs? The moderating role of high-performance HR practices and P-O fit. *Personnel Review*, 44(5), 739–756. <https://doi.org/10.1108/PR-07-2013-0137>
- Wen, M. (2020). Relationships between psychological capital, turnover intention and teambuilding of enterprise employees. *Revista Argentina de Clínica Psicológica*, XXIX(2), 150–156. <https://doi.org/10.24205/03276716.2020.217>
- Widodo, W. (2019). Metodologi penelitian populer & praktis [Popular & practical research methodologies]. Rajawali Pers.
- Widodo, W., Gustari, I., & Chandrawaty, C. (2022). Adversity quotient promotes teachers' professional competence more strongly than emotional intelligence: Evidence from Indonesia. *Journal of Intelligence*, 10(3), 44. <https://doi.org/10.3390/jintelligence10030044>
- Wijekoon, C. N., Amaratunge, H., de Silva, Y., Senanayake, S., Jayawardane, P., & Senarath, U. (2017). Emotional intelligence and academic performance of medical undergraduates: A cross-sectional study in a selected university in Sri Lanka. *BMC Medical Education*, 17(1), 1–12. <https://doi.org/10.1186/s12909-017-1018-9>
- Wombacher, J. C., & Felfe, J. (2017). Dual commitment in the organization: Effects of the interplay of team and organizational commitment on employee citizenship behavior, efficacy beliefs, and turnover intentions. *Journal of Vocational Behavior*, 102, 1–14. <https://doi.org/10.1016/j.jvb.2017.05.004>
- Yigit, S. (2018). The impact of emotional intelligence on turnover intention: Testing the mediational role of

- perceptions of organizational politics. *Ünye İktisadi ve İdari Bilimler Fakültesi Dergisi*, 1(2), 63–77.
- Yildiz, E. (2018). A case study on relationships between psychological capital, personality, and organizational commitment. *International Journal of Business Administration*, 9(2), 99–122. <https://doi.org/10.5430/ijba.v9n2p99>
- Yim, H. -Y., Seo, H. -J., Cho, Y., & Kim, J. (2017). Mediating role of psychological capital in relationship between occupational stress and turnover intention among nurses at veterans administration hospitals in Korea. *Asian Nursing Research*, 11(1), 6–12. <https://doi.org/10.1016/j.anr.2017.01.002>
- Zeidan, S. (2020). Empirical investigation of the relationship between emotional intelligence, organizational commitment and turnover intentions. *Journal of Information & Knowledge Management*, 19(2), 1–13. <https://doi.org/10.1142/S0219649220500124>
- Zhou, S., Li, X., & Gao, B. (2020). Family/Friends support, work-family conflict, organizational commitment, and turnover intention in young preschool teachers in China: A serial mediation model. *Children and Youth Services Review*, 113, 1–8. <https://doi.org/10.1016/j.chidyouth.2020.104997>
- Zhou, J., Yang, Y., Qiu, X., Yang, X., Pan, H., Ban, B., Qiao, Z., Wang, L., & Wang, W. (2018). Serial multiple mediation of organizational commitment and job burnout in the relationship between psychological capital and anxiety in Chinese female nurses: A cross-sectional questionnaire survey. *International Journal of Nursing Studies*, 83, 75–82. <https://doi.org/10.1016/j.ijnurstu.2018.03.016>
- Zhu, K., Wang, X., & Jiang, M. (2022). The impact of organizational commitment on turnover intention of substitute teachers in public primary schools: Taking psychological capital as a mediator. *Frontiers in Psychology*, 13, 1008142. <https://doi.org/10.3389/fpsyg.2022.1008142>
- Zulmi, M. H. H., Permatasari, N., Saerah, S., Kusumo, A. D., & Purnomo, W. (2020). Analysis of relationship between organizational commitment, emotional intelligence, and job satisfaction with turnover intention. *European Journal of Molecular & Clinical Medicine*, 7(5), 691–698.

## Appendix

## Appendix 1: Items of Instruments

Variables	Code of Indicators	Items
PsyCap	Sel	1. I feel able to carry out teaching tasks to the fullest.
		2. I feel can contribute to the progress of the school.
		3. I feel easily adapt to the new challenging tasks at school
	Opt	4. I believe in quickly providing alternative ideas for solving unresolved school problems.
		5. I see myself as having the potential to be successful at school.
		6. I have a strong belief in succeeding in solving various future problems.
	Hop	7. I believe in achieving personal goals as a teacher.
		8. I feel easily complete routine tasks at school.
		9. I am sure able to cope with new things at school.
	Res	10. I am believe in being able to overcome the difficulties of teaching assignments.
		11. I am get through difficult times at school related to educational assignments.
		12. I am optimistic can adapt to the demands of future teaching assignments.

(Continued)

(Continued)

EI	SA	1. I really understand my capabilities as a teacher.
		2. I believe I can solve various problems that arise at school.
	SR	3. I use the power of emotions to fight for life goals that have not been achieved.
		4. I know the right way to express my feelings.
	Mot	5. I actively take the initiative to help students solve problems.
		6. I am enthusiastic about facing various challenges.
	Emp	7. I can feel what other people feel.
		8. I easily build social relationships with different people.
	RM	9. I consider social situations when interacting with other people.
		10. I prioritize a persuasive approach in resolving disputes.

(Continued)

(Continued)		
OC	AC	1. I am ready to be involved in various school activities.
		2. I am willing to teach outside of working hours without additional compensation.
		3. I am eager to work hard and beyond what is expected of teachers.
	NE	4. I obey the rules that apply at school.
		5. I respect the ethical norms that apply at school.
		6. I work according to the standard operating procedure that apply at school.
	CC	7. The shortcomings that still exist at school encourage me to work harder.
		8. I feel guilty if I have to leave school.
		9. I give my best for the betterment of the school.
		10. I work commensurate with the welfare provided by the school.

(Continued)



(Continued)

TI	ETLO	1. Quitting teaching at this school was a rational choice. 2. I thought it would be of little use to me to work at this school.
	OLJ	3. I'm waiting for the best opportunity to quit teaching at this school. 4. If there is an opportunity, I will immediately end my teaching duties at this school.
	UFAJ	5. I feel the need to work somewhere else that is more appropriate. 6. The demands of life's necessities forced me to work elsewhere, which provided more decent compensation.
	OGNW	7. I keep a close watch on new job vacancies that provide better welfare. 8. Sooner or later, there will be more prospective new job opportunities.
	ILO	9. I want to leave this school immediately. 10. There's no point in me staying in this school.

26

4G 37% 08:33

**OABM-peerreview...** 08:26

to me ▾

Dear Dr. Widodo,

Good day and thank you for your email.

Your manuscript will be exported to production once we have completed the final checks to ensure we have all we need for publication. The accepted manuscript should be published within 3 days and the final version of the manuscript within 3 weeks. You will have a chance to make minor amendments to your manuscript at proof stage.

The production team will be in touch shortly, but please let me know if you have any further queries in the meantime.

Best regards,

**Charlie Flores** - Journal Editorial Office

Taylor & Francis Group

